



THE ACTIVITIES



A new activity is added each week!

THE ACTIVITIES

13

h a t c a t
h a t c a t

m a p b a t
m a p b a t

14

d o g dog
b a t bat
m a p map

15

SPELL & WRITE

Spell 21

bed

Write a Sentence

I like to nap in my bed

16

I like this red bike.

Ben went on a bike to the top.

Kate is in a mine.

It has a lime in it.

He went to hide in the grass.

17

Aa Bb Cc

18

Cover the Sound

| | | |
|---|---|---|
| a | t | m |
| i | g | c |

19

bat van hat

fish ship

20

Read the Room

hat

21

Beginning Sounds

a sh

b th

s ch

22

dog drum

1 2 3 4 5 1 2 3 4 5

frog lamp

1 2 3 4 5 1 2 3 4 5

23

Coming
3 May

24

Coming
10 May

A new activity is added each week!

THE ACTIVITIES

| | | | |
|-------------------------------|-------------------------------|-------------------------------|------------------------------|
| 25 Coming 17 May | 26 Coming 24 May | 27 Coming 31 May | 28 Coming 7 Jun |
| 29 Coming 14 Jun | 30 Coming 21 Jun | 31 Coming 28 Jun | 32 Coming 5 Jul |

Once complete, the bundle will contain 32 centers in total.

- ✓ **Science of Reading Aligned**
- ✓ **Organized by Scope and Sequence**

HOW DOES A GROWING BUNDLE WORK?

A growing bundle is heavily discounted because it has not yet been completed. Each time a new resource is added, the price will go up. This is the cheapest this bundle will EVER be. You don't want to miss this!


Once you purchase, you will receive access to all the existing centers included in the bundle as well as all future centers that are added to the bundle without paying anything extra.

I will be adding a new center each week until there are 32 centers in total. You can download the newly added centers for FREE in your downloads section of the website once they are added.

1. I SPY MATS

This center is best described as the most phonics fun your students will ever have. To play, students put on their detective hats, read the decodable words and search for the matching picture on the I Spy Mat.

53 mats are included in total.



VARIOUS SOUNDS INCLUDED

cvc

- cop
- mop
- pot
- dad
- sad
- cup

dge

- edge
- badge
- hedge
- judge
- fudge
- lodge
- wedge
- bridge
- fridge
- smudge

cvc

- mat
- sit
- nap
- pin
- tin
- man
- pan
- can
- cap
- cat

o_e

- bone
- cone
- hole
- home
- hose
- nose
- note
- poke
- rope
- rose

53 MATS!

EASY PREP! JUST PRINT & LAMINATE

CVC

- mat
- sit
- nap
- pin
- tin
- man
- pan
- can

ee/ea

- bee
- feed
- feet
- seed
- peel
- tea
- leaf
- meat

ar

- car
- jar
- bark
- barn
- card
- cart
- harp
- park
- scar
- star

Soft C

- ace
- ice
- face
- lace
- mice
- race
- rice
- space
- cell
- cent

I SPY - Table of Contents


| | | | | | |
|------------------|----|------------------------------|----|--------------------|----|
| CVC Mixed x5 | 10 | L Blends | 30 | R-Contr: ar | 48 |
| CVC: Short a | 15 | R Blends | 31 | R-Contr: or/ore | 49 |
| CVC: Short e | 16 | S Blends | 32 | R-Contr: er/ir/ur | 50 |
| CVC: Short i | 17 | Ending Blends x3 | 33 | Vowel Team: ai/ay | 51 |
| CVC: Short o | 18 | CVCe: a | 36 | Vowel Team: ee/ea | 52 |
| CVC: Short u | 19 | CVCe: i | 37 | Vowel Team: oa/ow | 53 |
| FLSZ | 20 | CVCe: o | 38 | Vowel Team: ie/igh | 54 |
| -all, -oll, -ull | 21 | CVCe: u | 39 | Vowel Team: oo/ew | 55 |
| Digraph: ck | 22 | Soft c | 40 | oo | 56 |
| Digraph: sh | 23 | Soft g | 41 | Diphthong: au/aw | 57 |
| Digraph: th | 24 | Trigraph: tch | 42 | Diphthong: oi/oy | 58 |
| Digraph: ch | 25 | Trigraph: dge | 43 | Diphthong: ou/ow | 59 |
| Digraph: wh | 26 | -ild, -old, -ind, -olt, -ost | 44 | Digraph: kn | 60 |
| Digraph: ph | 27 | y (/ī/) | 45 | Digraph: wr | 61 |
| Digraph: ng | 28 | y (/ē/) | 46 | Digraph: mb | 62 |
| nk | 29 | -le | 47 | | |

2. MYSTERY WORDS

Make reading fun and mysterious with these Mystery Word cards. Use sticky notes or library pocket envelopes to cover the images. Students read the decodable word and then uncover the picture to reveal the mystery image. Over 800 cards are included.



USE WITH STICKY NOTES OR POCKETS



CARDS ARE ORGANIZED BY SOUND



VARIOUS SOUNDS INCLUDED



OVER 800 CARDS



TARGETED DECODING PRACTICE

h a t

c a t

d o g

w e l l

b u z z

o f f

g u m


c a b

p i g

h i s s

i l l

f e l l



SEQUENTIAL AND SYSTEMATIC SCOPE

| Table of Contents - Scope | | | | | |
|---------------------------|-----|------------------------------|-----|-----------------|-----|
| CVC: Short a | 23 | Magic E: u_e | 149 | Vowel Team: ie | 238 |
| CVC: Short i | 34 | Magic E: e_e | 152 | Vowel Team: igh | 240 |
| CVC: Short o | 43 | Soft C | 154 | Vowel Team: oo | 243 |
| CVC: Short u | 50 | Soft G | 158 | Vowel Team: ew | 247 |
| CVC: Short e | 57 | Trigraph: tch | 161 | Vowel Team: ui | 251 |
| FLSZ | 63 | Trigraph: dge | 165 | Vowel Team: ue | 253 |
| -all, -oll, -ull | 74 | -ild, -old, -ind, -olt, -ost | 168 | oo | 255 |
| Digraph: ck | 78 | -y (/ī/) | 174 | Diphthong: au | 258 |
| Digraph: sh | 83 | -y (/ē/) | 177 | Diphthong: aw | 261 |
| Digraph: th | 88 | -le | 182 | Diphthong: oi | 265 |
| Digraph: th | 90 | R-Contr: ar | 188 | Diphthong: oy | 268 |
| Digraph: ch | 93 | R-Contr: or | 194 | Diphthong: ou | 271 |
| Digraph: wh | 97 | R-Contr: ore | 198 | Diphthong: ow | 274 |
| Digraph: ph | 100 | R-Contr: er | 201 | Digraph: kn | 277 |
| Digraph: ng | 102 | R-Contr: ir | 205 | Digraph: wr | 280 |
| nk | 106 | R-Contr: ur | 205 | Digraph: mb | 283 |
| L Blends | 110 | R-Contr: w+or | 211 | 3 Letter Blends | 285 |
| R Blends | 114 | Vowel Team: ai | 213 | | |
| S Blends | 118 | Vowel Team: ay | 217 | | |
| Ending Blends | 122 | Vowel Team: ee | 220 | | |
| Magic E: a_e | 129 | Vowel Team: ea | 225 | | |
| Magic E: i_e | 137 | Vowel Team: oa | 230 | | |
| Magic E: o_e | 143 | Vowel Team: ow | 234 | | |

3. READ & CLIP CARDS

These Read and Clip Cards are perfect for decoding practice! Students choose a card, decode the word, and clip the matching picture. Over 500 cards are included, organized by phonics skill.






CARDS ARE ORGANIZED BY SOUND

c ar d



myteachingpal.com

f an






myteachingpal.com

h ar p






myteachingpal.com

c ab






myteachingpal.com

y ar d






myteachingpal.com

m an



myteachingpal.com

b ar n



myteachingpal.com


c at



myteachingpal.com

TARGETED PHONICS PRACTICE

VARIOUS SOUNDS INCLUDED

FLSZ: ff, ll, ss, zz 
FLSZ

CVC: Short a 
/ă/

R-Controlled: ar 
/ar/

Digraph: sh 
/sh/

Diphthong: aw 
/aw/




OVER 800 CARDS

- Print what you need
 - Targeted phonics practice
- Great for decoding
 - Sequential scope included
 - SoR Aligned
- Use in small groups or one-on-one

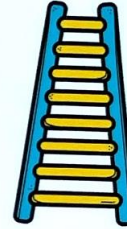



sh e ll
• • •
→





my teaching pal

sh o p
• • •
→





my teaching pal

f i sh
• • •
→



my teaching pal


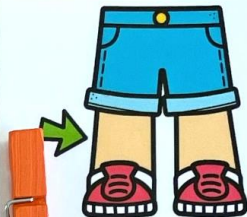

sh u t
• • •
→






my teaching pal

LINK
WORDS TO
THEIR
MEANING




USE WITH MINI CLIPS

| | | | |
|---------------------|---|--|--|
| ! e g • • • → |  |  |  |
|---------------------|---|--|--|

An orange mini clip is attached to the third cell of this row.

| | | | |
|---------------------|--|---|---|
| j e t • • • → |  |  |  |
|---------------------|--|---|---|

A yellow mini clip is attached to the second cell of this row.

| | | | |
|---------------------|---|--|--|
| t e n • • • → |  |  |  |
|---------------------|---|--|--|

| | | | |
|---------------------|---|---|---|
| m e n • • • → |  |  |  |
|---------------------|---|---|---|

Read and Clip - Table of Contents

| | | | | | | | |
|------------------|-----|------------------------------|-----|-----------------|-----|-----------------|-----|
| CVC: Short a | 22 | R Blends | 112 | R-Contr: or | 192 | Vowel Team: ue | 251 |
| CVC: Short i | 33 | S Blends | 116 | R-Contr: ore | 196 | oo | 253 |
| CVC: Short o | 41 | Ending Blends | 120 | R-Contr: er | 199 | Diphthong: au | 256 |
| CVC: Short u | 48 | Magic E: a_e | 127 | R-Contr: ir | 203 | Diphthong: aw | 259 |
| CVC: Short e | 55 | Magic E: i_e | 135 | R-Contr: ur | 206 | Diphthong: oi | 263 |
| FLSZ | 61 | Magic E: o_e | 141 | R-Contr: w+or | 209 | Diphthong: oy | 266 |
| -all, -oll, -ull | 72 | Magic E: u_e | 147 | Vowel Team: ai | 211 | Diphthong: ou | 269 |
| Digraph: ck | 76 | Magic E: e_e | 150 | Vowel Team: ay | 215 | Diphthong: ow | 272 |
| Digraph: sh | 81 | Soft C | 152 | Vowel Team: ee | 218 | Digraph: kn | 275 |
| Digraph: th | 86 | Soft G | 156 | Vowel Team: ea | 223 | Digraph: wr | 278 |
| Digraph: th | 88 | Trigraph: tch | 159 | Vowel Team: oa | 228 | Digraph: mb | 281 |
| Digraph: ch | 91 | Trigraph: dge | 163 | Vowel Team: ow | 232 | 3 Letter Blends | 283 |
| Digraph: wh | 95 | -ild, -ind, -old, -olt, -ost | 166 | Vowel Team: ie | 236 | | |
| Digraph: ph | 98 | -y (/ī/) | 172 | Vowel Team: igh | 238 | | |
| Digraph: ng | 100 | -y (/ē/) | 175 | Vowel Team: oo | 241 | | |
| nk | 104 | -le | 180 | Vowel Team: ew | 245 | | |
| L Blends | 108 | R-Contr: ar | 186 | Vowel Team: ui | 249 | | |

4. SYLLABLE CLAP

With 130 picture cards included, this center will provide your students with ample practice with splitting words into syllables. Simply attach the numbers to bowls or other small containers and have students clap to work out how many syllables each word has. Words up to 4 syllables are included.



DEVELOPS SYLLABLE AWARENESS



130 SYLLABLE CARDS



STUDENTS CLAP AND COUNT SYLLABLES






130 SYLLABLE CARDS

- Includes words up to 4 syllables
- Provides targeted phonemic awareness practice
- Can be used in small groups, whole class or one-on-one

5. SPELL THE WORD

This spelling activity is perfect to use after teaching a new phonics skill to your students! It will provide them with targeted spelling practice, using the new skills they have learned. 47 different activities are included, all covering a different phonics area. An answer key is also provided.



MULTIPLE SKILLS COVERED

Table of Contents - Scope

| | | | |
|------------------|----|------------------------------|----|
| CVC: Short a | 6 | Soft c | 56 |
| CVC: Short i | 8 | Soft g | 58 |
| CVC: Short o | 10 | Trigraph: tch | 60 |
| CVC: Short u | 12 | Trigraph: dge | 62 |
| CVC: Short e | 14 | -ild, -old, -ind, -olt, -ost | 64 |
| CVC | 16 | y (/ī/) | 66 |
| FLSZ | 18 | y (/ē/) | 68 |
| -all, -oll, -ull | 20 | -le | 70 |
| Digraph: ck | 22 | R-Contr: ar | 72 |
| Digraph: sh | 24 | R-Contr: or/ore | 74 |
| Digraph: th | 26 | R-Contr: er/ir/ur | 76 |
| Digraph: ch | 28 | Vowel Team: ai/ay | 78 |
| Digraph: wh | 30 | Vowel Team: ee/ea | 80 |
| Digraph: ng | 32 | Vowel Team: oa/ow | 82 |
| nk | 34 | Vowel Team: ie/igh | 84 |
| L Blends | 36 | Vowel Team: oo/ew/ui/ue | 86 |
| R Blends | 38 | oo | 88 |
| S Blends | 40 | Diphthong: au/aw | 90 |
| Ending Blends | 42 | Diphthong: oi/oy | 92 |
| Magic E: a_e | 48 | Diphthong: ou/ow | 94 |
| Magic E: i_e | 50 | Digraph: kn, wr, mb | 96 |
| Magic E: o_e | 52 | 3 Letter Blends | 98 |
| Magic E: u_e | 54 | | |



Name: _____

Short a

Spell the Word

Write the word next to the picture and number.

1. _____

2. _____

3. _____

4. _____

5. _____

6. _____

7. _____

8. _____


STEP 1: STUDENTS CHOOSE A CARD

STEP 2: STUDENTS COUNT THE SOUNDS

Name: _____ ar

Spell the Word

Write the word next to its matching number.

| | |
|---|-------------------------|
| 1. c ar | 2. s t ar |
| 3. p ar k | 4. c ar t |
| 5.  | 6. <input type="text"/> |
| | 8. <input type="text"/> |

Name: _____ ar

Spell the Word

Write the word next to its matching number.

| | |
|---|----------------------|
| 1. c ar | 2. s t ar |
| 3. p ar k | 4. c ar t |
| 5.  | <input type="text"/> |
| | <input type="text"/> |


STEP 3: STUDENTS SPELL THE WORD

STEP 4: CONTINUE UNTIL COMPLETE

Name: _____ ar

Spell the Word

Write the word next to its matching number.

| | |
|--|-------------------------|
| 1. c ar | 2. s t ar |
| 3. p ar k | 4. c ar t |
| 5. b ar n | 6. <input type="text"/> |
| 7.  | |

Handwriting a black marker on the word 'barn' in box 5.


Name: _____ ar

Spell the Word

Write the word next to its matching number.

| | |
|-----------|-----------|
| 1. c ar | 2. s t ar |
| 3. p ar k | 4. c ar t |
| 5. b ar n | 6. ar m |
| 7. s c ar | 8. j ar |

INCLUDES SHEETS WITH & WITHOUT DOTS



Name: _____

S Blends

Spell the Word

Write the word next to its matching number.




Name: _____

S Blends

Spell the Word

Write the word next to its matching number.



Name: _____


Short o

Spell the Word

Write the word next to its matching number.

| | |
|-------------------------|-------------------------|
| 1. <input type="text"/> | |
| 3. <input type="text"/> | |
| 5. <input type="text"/> | |
| 7. <input type="text"/> | |
| 1. <input type="text"/> | 2. <input type="text"/> |
| 3. <input type="text"/> | 4. <input type="text"/> |
| 5. <input type="text"/> | 6. <input type="text"/> |
| 7. <input type="text"/> | 8. <input type="text"/> |

© My Teaching Pal



Name: _____

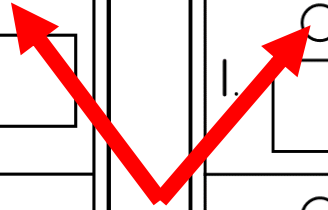
Short o

Spell the Word


Write the word next to its matching number.

| | |
|-------------------------|-------------------------|
| 1. <input type="text"/> | 2. <input type="text"/> |
| 3. <input type="text"/> | 4. <input type="text"/> |
| 5. <input type="text"/> | 6. <input type="text"/> |
| 7. <input type="text"/> | 8. <input type="text"/> |

© My Teaching Pal



TARGETED SPELLING PRACTICE



Name: _____ ou/ow

Spell the Word

Write the word next to its matching number.

| | |
|----------------|--------------|
| 1. h o u s e | 2. c l o u d |
| 3. c o u _____ | o w l |
| 5. m o u s e | 6. c o w |
| 7. c l o w n | 8. m o u t h |

(Note: Card 6, a cow, is placed over the 'c o u' part of row 3.)

Name: _____ Short a

Spell the Word

Write the word next to its matching number.

| | |
|----------|------------|
| 1. c a t | 2. m a p |
| 3. h a t | 4. c _____ |
| 5. b a t | 6. n a p |
| 7. r a t | 8. b a g |

(Note: Card 2, a map, is placed over the 'c _____' part of row 4.)

SEQUENTIAL AND SYSTEMATIC SCOPE



| Table of Contents - Scope | | | |
|---------------------------|----|------------------------------|----|
| CVC: Short a | 6 | Soft c | 56 |
| CVC: Short i | 8 | Soft g | 58 |
| CVC: Short o | 10 | Trigraph: tch | 60 |
| CVC: Short u | 12 | Trigraph: dge | 62 |
| CVC: Short e | 14 | -ild, -old, -ind, -olt, -ost | 64 |
| CVC | 16 | y (/ī/) | 66 |
| FLSZ | 18 | y (/ē/) | 68 |
| -all, -oll, -ull | 20 | -le | 70 |
| Digraph: ck | 22 | R-Contr: ar | 72 |
| Digraph: sh | 24 | R-Contr: or/ore | 74 |
| Digraph: th | 26 | R-Contr: er/ir/ur | 76 |
| Digraph: ch | 28 | Vowel Team: ai/ay | 78 |
| Digraph: wh | 30 | Vowel Team: ee/ea | 80 |
| Digraph: ng | 32 | Vowel Team: oa/ow | 82 |
| nk | 34 | Vowel Team: ie/igh | 84 |
| L Blends | 36 | Vowel Team: oo/ew/ui/ue | 86 |
| R Blends | 38 | oo | 88 |
| S Blends | 40 | Diphthong: au/aw | 90 |
| Ending Blends | 42 | Diphthong: oi/oy | 92 |
| Magic E: a_e | 48 | Diphthong: ou/ow | 94 |
| Magic E: i_e | 50 | Digraph: kn, wr, mb | 96 |
| Magic E: o_e | 52 | 3 Letter Blends | 98 |
| Magic E: u_e | 54 | | |

6. RHYMING PUZZLE

Get your students recognizing rhyme with this simple center which is perfect for independent use. Students match the pictures that rhyme to complete each puzzle. There are 58 rhyming pairs included. This activity is a great way to develop rhyme awareness and phonemic awareness skills.



58 PUZZLES



DEVELOPS PHONEMIC AWARENESS



Rhyming Puzzle - WORD LIST

| | | | |
|-------------|-----------------|------------------|-----------------|
| 1. cat-bat | 19. gum-drum | 37. train-rain | 55. house-mouse |
| 2. hat-rat | 20. cop-shop | 38. beach-peach | 56. clown-crown |
| 3. fan-pan | 21. map-trap | 39. seal-wheel | 57. toy-boy |
| 4. can-van | 22. hand-sand | 40. bee-tree | 58. bow-cow |
| 5. pen-ten | 23. nest-vest | 41. pie-tie | |
| 6. bed-red | 24. king-ring | 42. knight-light | |
| 7. men-hen | 25. cake-rake | 43. goat-boat | |
| 8. jet-net | 26. dice-rice | 44. mow-bow | |
| 9. pig-wig | 27. hive-five | 45. moon-spoon | |
| 10. lip-zip | 28. rose-hose | 46. glue-blue | |
| 11. bin-fin | 29. cube-tube | 47. car-star | |
| 12. dog-log | 30. phone-bone | 48. arm-farm | |
| 13. hop-mop | 31. rock-sock | 49. shark-park | |
| 14. hot-pot | 32. duck-truck | 50. nurse-purse | |
| 15. box-fox | 33. lock-clock | 51. corn-horn | |
| 16. bug-jug | 34. brick-stick | 52. fork-cork | |
| 17. mug-rug | 35. book-hook | 53. bear-chair | |
| 18. sun-run | 36. mail-snail | 54. shell-bell | |

7. PHONICS MATCH

Provide your students with decoding practice using these Phonics Match Mats! Each mat covers a different skill - from CVC words to FLSZ, digraphs, magic e, r-controlled vowels, vowel teams, diphthongs, and so much more! Students read the words and match them to the pictures! There are 50 mats included altogether.



DECODING PRACTICE

sh

Match It

| | | |
|---|---|--|
|  | rash |  |
|  |  | wish |
|  |  |  |
|  |  | lash |

my teach ng pal

ee/ea

Match It

| | | |
|---|--|---|
|  |  | leaf |
|  | feed |  |
|  | leak |  |
|  |  |  |

my teach ng pal

MATS ARE SORTED BY SOUND

Match It

| | | |
|---|---|---|
|  |  |  |
|  |  |  |
|  |  |  |
|  |  |  |

my teach ng pal

bag
..

tag
..

ma
.

pan
..

man
..

rat
..

shut
..

ship
..

shell
..

dish

Match It

| | | |
|---|---|---|
|  |  |  |
|  |  |  |
|  |  |  |
|  |  |  |

my teach ng pal

fish
..

shop
..

cash

Phonics Match - Table of Contents

| | | | | | |
|------------------|----|------------------------------|----|----------------------------|----|
| CVC: Short a | 6 | R Blends | 24 | R-Contr: er/ir/ur | 43 |
| CVC: Short i | 8 | S Blends | 25 | Vowel Team: ai/ay | 44 |
| CVC: Short o | 9 | Ending Blends | 26 | Vowel Team: ee/ea | 45 |
| CVC: Short u | 10 | Magic E: a_e | 29 | Vowel Team: oa/ow | 46 |
| CVC: Short e | 11 | Magic E: i_e | 30 | Vowel Team: ie/igh | 47 |
| CVC | 12 | Magic E: o_e | 31 | Vowel Team: oo/ew/ui/ue | 48 |
| FLSZ | 13 | Magic E: u_e | 32 | oo | 49 |
| -all, -oll, -ull | 14 | Soft c | 33 | Diphthong: au/aw | 50 |
| Digraph: ck | 15 | Soft g | 34 | Diphthong: oi/oy | 51 |
| Digraph: sh | 16 | Trigraph: tch | 35 | Diphthong: ou/ow | 52 |
| Digraph: th | 17 | Trigraph: dge | 36 | Digraph: kn | 53 |
| Digraph: ch | 18 | -ild, -old, -ind, -olt, -ost | 37 | Digraph: wr | 54 |
| Digraph: wh | 19 | y (/ī/) | 38 | Digraph: mb | 55 |
| Digraph: ph | 20 | y (/ē/) | 39 | 3 Letter Blends | 56 |
| Digraph: ng | 21 | -le | 40 | | |
| nk | 22 | R-Contr: ar | 41 | | |
| L Blends | 23 | R-Contr: or/ore | 42 | | |

8. WORD MAKER

This mat is the perfect word play activity. It is designed to get your students playing with sounds and letters by putting them together to build words. Challenge your students to create as many words as they can using sounds they have already learned. Add more sounds as your students learn them. If students create nonsense words, have them circle these to identify them.



A WORD PLAY ACTIVITY



WORD MAKER

| | | | |
|---|----|----|----|
| p | m | e | ow |
| i | a | t | ay |
| r | sh | ch | ea |
| s | au | o | d |

ship _____
mat _____
chop _____
tow _____
pet _____
mash _____
tea _____
met _____

© Mrs Teaching Pal

WORD MAKER

| | | | |
|---|----|----|----|
| p | m | e | ow |
| i | a | t | ay |
| r | sh | ch | ea |
| s | au | o | d |

map _____
chip _____
rip _____
mow _____
she _____
peach _____
pet _____
say _____



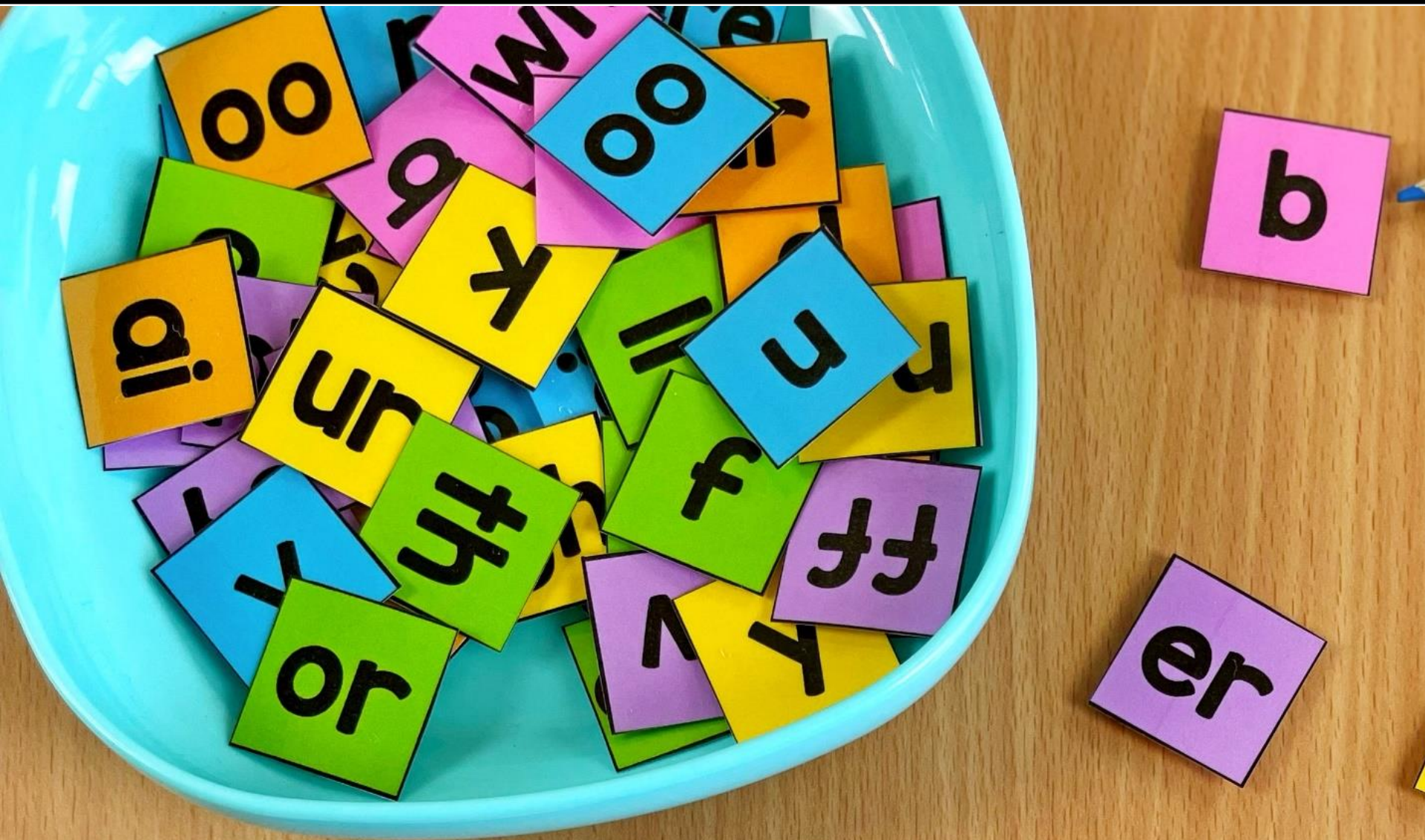
WORD MAKER

| | | | | | |
|----|----|----|----|-------|-------|
| p | e | m | oo | map | _____ |
| i | a | ch | sh | ship | _____ |
| s | t | u | o | rip | _____ |
| ow | ay | ea | r | mow | _____ |
| | | | | chat | _____ |
| | | | | pet | _____ |
| | | | | peach | _____ |
| | | | | say | _____ |

© My Teaching Pal

**STUDENTS
BUILD WORDS
WITH THE
SOUNDS THEY
HAVE LEARNED.
ADD IN MORE
SOUNDS AS
STUDENTS
LEARN THEM.**

INCLUDES VARIOUS SOUNDS



INK-FRIENDLY OPTION INCLUDED

**WORD
MAKER**

| | | | |
|--|--|--|--|
| | | | |
| | | | |
| | | | |
| | | | |

**WORD
MAKER**

| | | | |
|--|--|--|--|
| | | | |
| | | | |
| | | | |
| | | | |

preview

**WORD
MAKER**

| | | | |
|--|--|--|--|
| | | | |
| | | | |
| | | | |
| | | | |

preview

| | |
|----|---|
| a | t |
| p | f |
| x | y |
| sh | t |
| wr | m |

| | | | | | |
|----|-----|----|----|-----|----|
| q | r | s | t | v | w |
| z | ll | ss | ff | zz | ck |
| ch | ph | wh | ng | nk | kn |
| ch | dge | ar | or | ore | er |

9. SAME SOUND

This phonemic awareness center will provide your students with the opportunity to use their early phonemic awareness skills to identify sounds in the initial, medial and final position. This is an important skill to develop and can help improve reading and spelling skills. Over 350 cards are included for initial, medial and final sounds.



INITIAL, MEDIAL & FINAL SOUNDS

Initial Sounds



my teaching pal

Medial Sounds



my teaching pal

Final Sounds



my teaching pal







Initial Sounds

With Blends










my teaching pal

OVER 350 CARDS INCLUDED








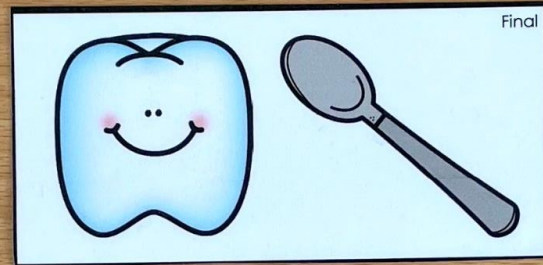


INITIAL SOUNDS

OVER 350 CARDS INCLUDED






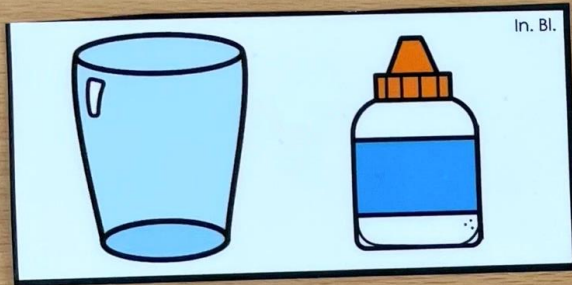

MEDIAL SOUNDS

OVER 350 CARDS INCLUDED



FINAL SOUNDS

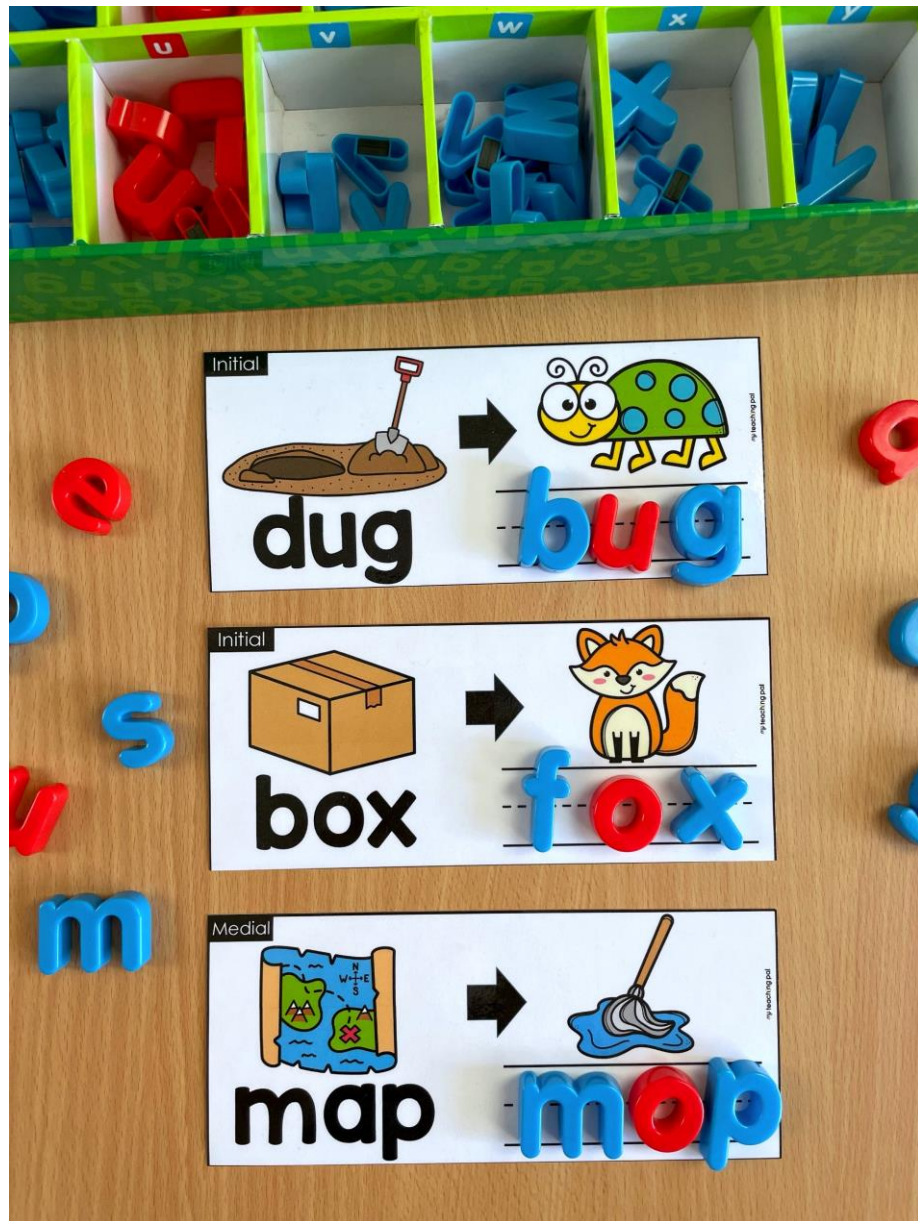
OVER 350 CARDS INCLUDED



**INITIAL SOUNDS
WITH BLENDS**


10. PHONEME SUBSTITUTION

Phoneme substitution is an important skill for students to develop. Students can practice substituting the initial, medial and final sound in words with this center. 600 cards are included altogether. The cards are organized by phonics skill so that you can easily integrate this activity into any point in your phonics program.




INITIAL, MEDIAL & FINAL SOUNDS

Initial




tap




map

my teaching pot

Initial




lock




sock

my teaching pot

Medial




hut




hat

my teaching pot

Medial




dock




duck

my teaching pot

Initial



pan



v

my teaching pot

Final



log




my teaching pot

600 CARDS INCLUDED




USE LETTERS OR MARKER

Initial




see




bee

my teaching pal

Initial




see




bee

my teaching pal

Initial




beet




feet

my teaching pal

Initial



beet



feet

my teaching pal

Final




leak



leak

my teaching pal

Final



leak



leak

my teaching pal

SEQUENTIAL AND SYSTEMATIC SCOPE

| Table of Contents - Scope | | | |
|-------------------------------------|-----|-----------------------------|-----|
| CVC | 17 | -y (/ī/) | 168 |
| FLSZ | 46 | -y (/ē/) | 173 |
| Digraph: ck | 57 | -le | 177 |
| Digraph: sh | 67 | R-Contr: <u>ar</u> | 182 |
| Digraph: th | 76 | R-Contr: <u>or/ore</u> | 191 |
| Digraph: ch | 82 | R-Contr: <u>er/ir/ur</u> | 198 |
| Digraph: ng | 89 | Vowel Team: <u>ai/ay</u> | 204 |
| <u>nk</u> | 96 | Vowel Team: <u>ee/ea</u> | 213 |
| Blends | 102 | Vowel Team: <u>oa/ow</u> | 226 |
| Magic E: <u>a e</u> | 116 | Vowel Team: <u>ie/igh</u> | 234 |
| Magic E: <u>i e</u> | 126 | Vowel Team: <u>oo/ew/ue</u> | 240 |
| Magic E: <u>o e</u> | 135 | <u>oo</u> | 248 |
| Magic E: <u>u e</u> | 144 | Diphthong: <u>aw</u> | 254 |
| Trigraph: <u>tch</u> | 148 | Diphthong: <u>oi/oy</u> | 260 |
| Trigraph: <u>dge</u> | 155 | Diphthong: <u>ou/ow</u> | 266 |
| <u>-ild, -old, -ind, -olt, -ost</u> | 161 | Digraph: <u>kn, wr, mb</u> | 273 |

11. WORD LADDERS






Word ladders are a great tool to use to help develop phonemic awareness skills. They have students substitute a phoneme in a word to create a new word.

To use the activity, students begin at the bottom of the ladder and spell the word. Then, they move onto the next word and replace a letter to build a new word. 57 ladders are included that cover various phonics skills.



VARIOUS PHONICS SKILLS



Stack of CVC cards with illustrations: fan, car, boy, girl, bee, nose, etc.

| | |
|---|------|
|  | rope |
|  | robe |
|  | rose |
|  | hose |
|  | nose |

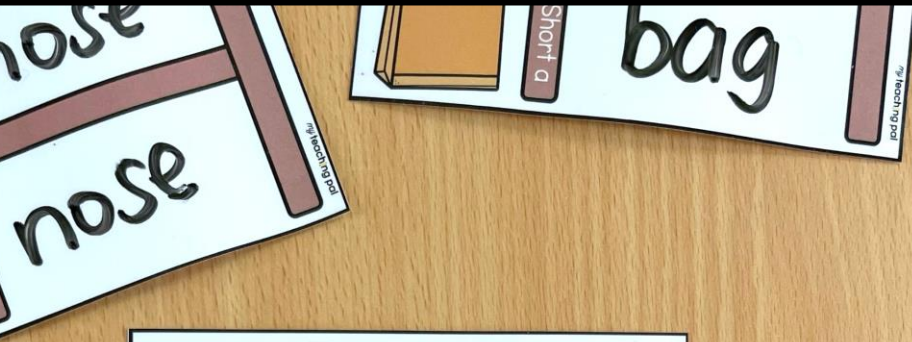
| | |
|---|-----|
|  | tie |
|  | toy |
|  | soy |
|  | boy |
|  | bee |

Stack of CVC cards with illustrations: hat, cat, pig, etc.

| | |
|---|-----|
|  | cab |
|  | cat |
|  | hat |
|  | bat |
|  | bag |

| | |
|---|-----|
|  | |
|  | pan |
|  | pin |
|  | pig |


DEVELOPS PHONEMIC AWARENESS






12. PHONICS PUZZLES

This set of picture puzzles will have your students reading words that contain a specific sound focus. Each puzzle covers a different skill! To use the activity, students read the word on each puzzle piece and cover the picture that matches to reveal the final puzzle picture.

There are 48 puzzles included that cover a variety of skills.



VARIOUS PHONICS SKILLS



48 PUZZLES INCLUDED





Table of Contents – PHONICS PUZZLES

| | | | | | |
|------------------|----|------------------------------|----|--------------------|-----|
| CVC: Short a | 6 | R Blends | 38 | R-Contr: or/ore | 74 |
| CVC: Short i | 8 | S Blends | 40 | R-Contr: er/ir/ur | 76 |
| CVC: Short o | 10 | Ending Blends | 42 | Vowel Team: ai/ay | 78 |
| CVC: Short u | 12 | CVCe: a | 48 | Vowel Team: ee/ea | 80 |
| CVC: Short e | 14 | CVCe: i | 50 | Vowel Team: oa/ow | 82 |
| CVC | 16 | CVCe: o | 52 | Vowel Team: ie/igh | 84 |
| FLSZ | 18 | CVCe: u | 54 | Vowel Team: oo/ew | 86 |
| -all, -oll, -ull | 20 | Soft c | 56 | oo | 88 |
| Digraph: ck | 22 | Soft g | 58 | Diphthong: au/aw | 90 |
| Digraph: sh | 24 | Trigraph: tch | 60 | Diphthong: oi/oy | 92 |
| Digraph: th | 26 | Trigraph: dge | 62 | Diphthong: ou/ow | 94 |
| Digraph: ch | 28 | -ild, -old, -ind, -olt, -ost | 64 | Digraph: kn | 96 |
| Digraph: wh | 30 | y (/ī/) | 66 | Digraph: wr | 98 |
| Digraph: ng | 32 | y (/ē/) | 68 | Digraph: mb | 100 |
| nk | 34 | -le | 70 | | |
| L Blends | 36 | R-Contr: ar | 72 | | |

13. BLENDING CARDS

Help your students become blending experts with this huge set of blending cards. These cards break down the blending process for students and improve fluency and reading skills! The added pictures have students link words to their meanings in order to expand their vocabulary.

Over 800 cards are included!




OVER 800 CARDS ARE INCLUDED


s
s ea
s ea l




r
r ea
r ea d




h
h ar
h ar p




d
d ar
d ar t




s
s ea
s ea t




b
b ea
b ea ch




b
b ar
b ar n



d
d ar
d ar k



b
b ea
b ea k




l
l ea



s
s t
s t ar




p




CARDS ARE SORTED BY SOUND

sh
sh i
sh i p




→

sh
sh o
sh o p




→

f
f i
f i sh



→

r
r u
r u sh



→

sh
sh e
sh e d



→

c
c



→

BLENDING CARDS

Digraph ck

Magic E e

R-Contr: et

Diphthong ou

Vowel Team ui

Vowel Team ue

Vowel Team ew

Vowel Team oo

Vowel i

V

BLENDING CARDS

Digraph ck

Magic E e

R-Contr: ore

Vowel Team ui

Vowel Team ue

Vowel Team ew

Vowel Team oo

Vowel i

V

BLENDING CARDS

FLSZ ff, ll, ss, zz

Blends Ending

R-Contr: or

R-Contr: ar

Vowel Team oo

BLENDING CARDS

CVC Short e

Blends S Blends

Long VCC -ild, -old, -ind

BLENDING CARDS

CVC Short u

S Blends

Blends R Blends

-le Ending

BLENDING CARDS

CVC Short o

L Blends

-y as /ē/

BLENDING CARDS

CVC Short i

nk

-y as /ī/

BLENDING CARDS

CVC Short a

Digraph ng

Trigraphs dge

/ng/

Table of Contents – BLENDING CARDS

| | | | | | | | |
|------------------|-----|----------------------------------|-----|-----------------|-----|-----------------|-----|
| CVC: Short a | 22 | R Blends | 113 | R-Contr: or | 210 | Vowel Team: ue | 269 |
| CVC: Short i | 33 | S Blends | 120 | R-Contr: ore | 214 | oo | 271 |
| CVC: Short o | 41 | Ending Blends | 124 | R-Contr: er | 217 | Diphthong: au | 274 |
| CVC: Short u | 48 | Magic E: a_e | 142 | R-Contr: ir | 221 | Diphthong: aw | 277 |
| CVC: Short e | 55 | Magic E: i_e | 150 | R-Contr: ur | 224 | Diphthong: oi | 281 |
| FLSZ | 61 | Magic E: o_e | 157 | R-Contr: w+or | 227 | Diphthong: oy | 284 |
| -all, -oll, -ull | 73 | Magic E: u_e | 163 | Vowel Team: ai | 229 | Diphthong: ou | 287 |
| Digraph: ck | 77 | Magic E: e_e | 167 | Vowel Team: ay | 233 | Diphthong: ow | 290 |
| Digraph: sh | 84 | Soft C | 170 | Vowel Team: ee | 236 | Digraph: kn | 293 |
| Digraph: th | 89 | Soft G | 174 | Vowel Team: ea | 241 | Digraph: wr | 296 |
| Digraph: th | 91 | Trigraph: tch | 177 | Vowel Team: oa | 246 | Digraph: mb | 299 |
| Digraph: ch | 94 | Trigraph: dge | 182 | Vowel Team: ow | 250 | 3 Letter Blends | 301 |
| Digraph: wh | 98 | -ild, -ind, -old, -olt, - ost | 186 | Vowel Team: ie | 254 | | |
| Digraph: ph | 101 | -y (/ī/) | 191 | Vowel Team: igh | 256 | | |
| Digraph: ng | 103 | -y (/ē/) | 194 | Vowel Team: oo | 259 | | |
| nk | 108 | -le | 199 | Vowel Team: ew | 263 | | |
| L Blends | 112 | R-Contr: ar | 204 | Vowel Team: ui | 267 | | |

14. WORD PUZZLES

These word puzzles will have your students reading words with a specific phonics focus. Simply select the cards with the skill that you would like your students to practice and have students match the correct picture to each card.

Over 800 cards are included!



PHONICS WORD PUZZLES

park



Illustration of a park with a wooden bench, green trees, and a bright sun in a blue sky.

car



Illustration of a small blue car with yellow wheels and a yellow door handle.

farm



Illustration of a farm scene featuring a red barn, a white cow, a pink pig, a yellow chick, and a white sheep.

bark




Illustration of a brown dog barking, with sound waves and a red arrow pointing up from its mouth.

harp




Illustration of a yellow harp with a wooden frame and white strings.

ship



Illustration of a red and white ship with three red smokestacks sailing on blue water.

shed



Illustration of a simple wooden shed with a brown door and a gabled roof.

shut




Illustration of a girl in a purple shirt and pink skirt closing a brown door.

shop




Illustration of a colorful shop with a purple door, yellow and red striped awning, and windows displaying goods.

shin




Illustration of a human leg and foot, with a blue sock on the foot.

OVER 800 CARDS



pod by teachn pd

d o g
↓ →



pod by teachn pd

b a t
↓ →



pod by teachn pd

m a p
↓ →



pod by teachn pd



pod by teachn pd



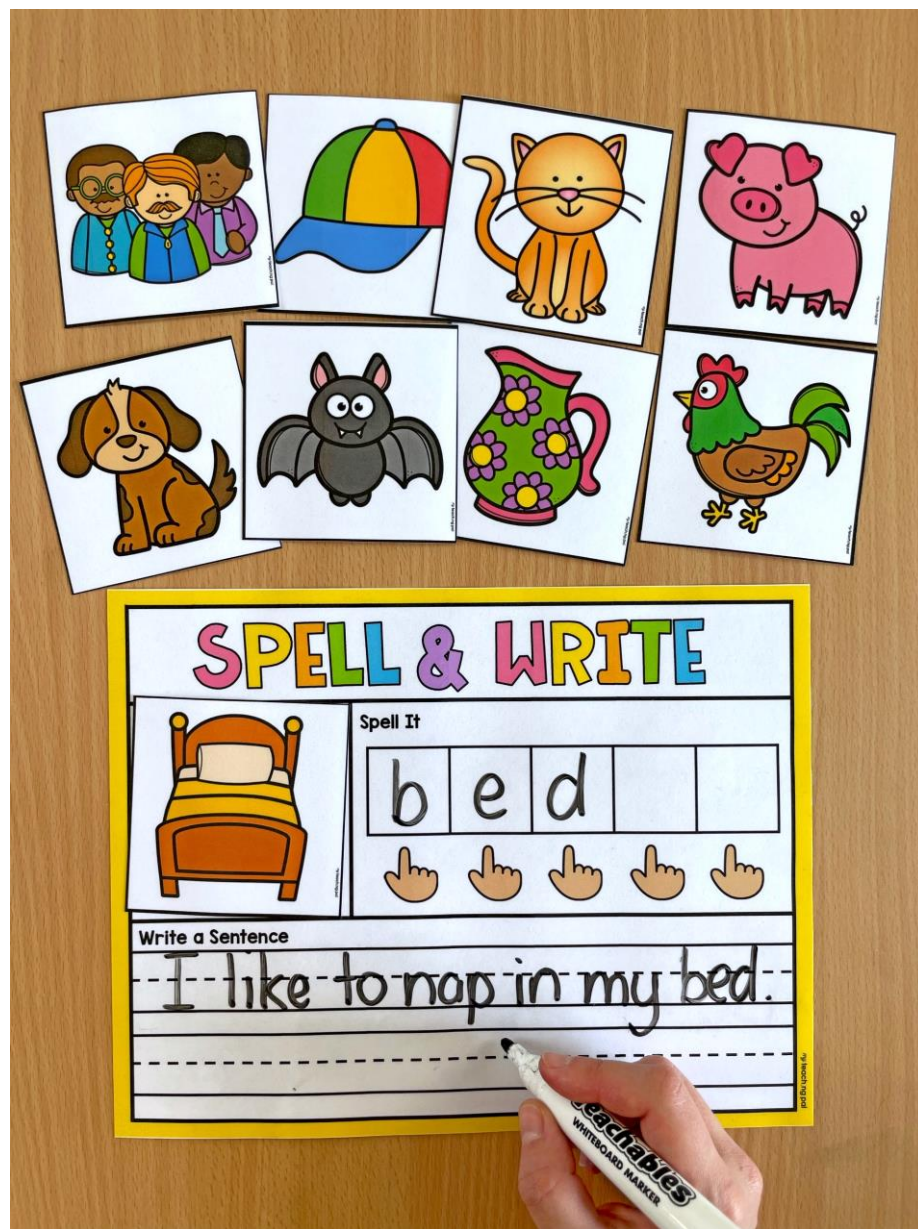
SEQUENTIAL AND SYSTEMATIC SCOPE

| Table of Contents - Scope | | | | | |
|---------------------------|-----|------------------------------|-----|-----------------|-----|
| CVC: Short a | 5 | Magic E: e_e | 119 | Vowel Team: igh | 198 |
| CVC: Short i | 13 | Soft C | 121 | Vowel Team: oo | 201 |
| CVC: Short o | 19 | Soft G | 125 | Vowel Team: ew | 205 |
| CVC: Short u | 25 | Trigraph: tch | 128 | Vowel Team: ui | 208 |
| CVC: Short e | 30 | Trigraph: dge | 132 | Vowel Team: ue | 210 |
| FLSZ | 34 | -ild, -old, -ind, -olt, -ost | 135 | oo | 212 |
| -all, -oll, -ull | 43 | -y (/ī/) | 139 | Diphthong: au | 215 |
| Digraph: ck | 47 | -y (/ē/) | 142 | Diphthong: aw | 217 |
| Digraph: sh | 52 | -le | 146 | Diphthong: oi | 220 |
| Digraph: th | 57 | R-Contr: ar | 150 | Diphthong: oy | 223 |
| Digraph: ch | 60 | R-Contr: or | 155 | Diphthong: ou | 225 |
| Digraph: wh | 63 | R-Contr: ore | 158 | Diphthong: ow | 229 |
| Digraph: ph | 66 | R-Contr: er | 161 | Digraph: kn | 232 |
| Digraph: ng | 68 | R-Contr: ir | 165 | Digraph: wr | 235 |
| nk | 71 | R-Contr: ur | 168 | Digraph: mb | 238 |
| L Blends | 75 | R-Contr: w+or | 171 | 3 Letter Blends | 240 |
| R Blends | 79 | Vowel Team: ai | 173 | | |
| S Blends | 83 | Vowel Team: ay | 177 | | |
| Ending Blends | 86 | Vowel Team: ee | 180 | | |
| Magic E: a_e | 98 | Vowel Team: ea | 184 | | |
| Magic E: i_e | 105 | Vowel Team: oa | 189 | | |
| Magic E: o_e | 111 | Vowel Team: ow | 193 | | |
| Magic E: u_e | 116 | Vowel Team: ie | 196 | | |



15. SPELL & WRITE

This activity is a spelling and writing center in one! The activity is research-backed, meaning it is Science of Reading aligned and designed to help improve word retention.

Over 700 cards are included for various phonics skills!



A SPELLING & WRITING ACTIVITY



SPELL & WRITE


Spell It

| | | | | |
|---|---|---|--|--|
| b | e | d | | |
|---|---|---|--|--|

Write a Sentence

I like to nap in my bed.

WHITEBOARD MARKER



CARDS ARE ORGANIZED BY SOUND



SPELL & WRITE

Spell It

| | | | | | |
|---|---|---|---|--|--|
| r | a | i | n | | |
|---|---|---|---|--|--|

Write a Sentence

We got wet in the rain.

SPELL & WRITE

Spell It

| | | | | |
|---|---|----|--|--|
| d | u | ck | | |
|---|---|----|--|--|

Write a Sentence


I see a duck swim in the pond.

VARIOUS SOUNDS INCLUDED

CVC
FLSZ
Digraphs
Blends
Magic E
Soft C & G
-y & -y
Trigraphs
R-Controlled
Vowel Teams
Diphthongs
And More!

OVER 700 CARDS





SPELL & WRITE



Spell It

d o g



Write a Sentence

I like to play with my little dog.



SIMPLY
PRINT
THE
SOUND
YOUR
STUDENTS
ARE
WORKING
ON!

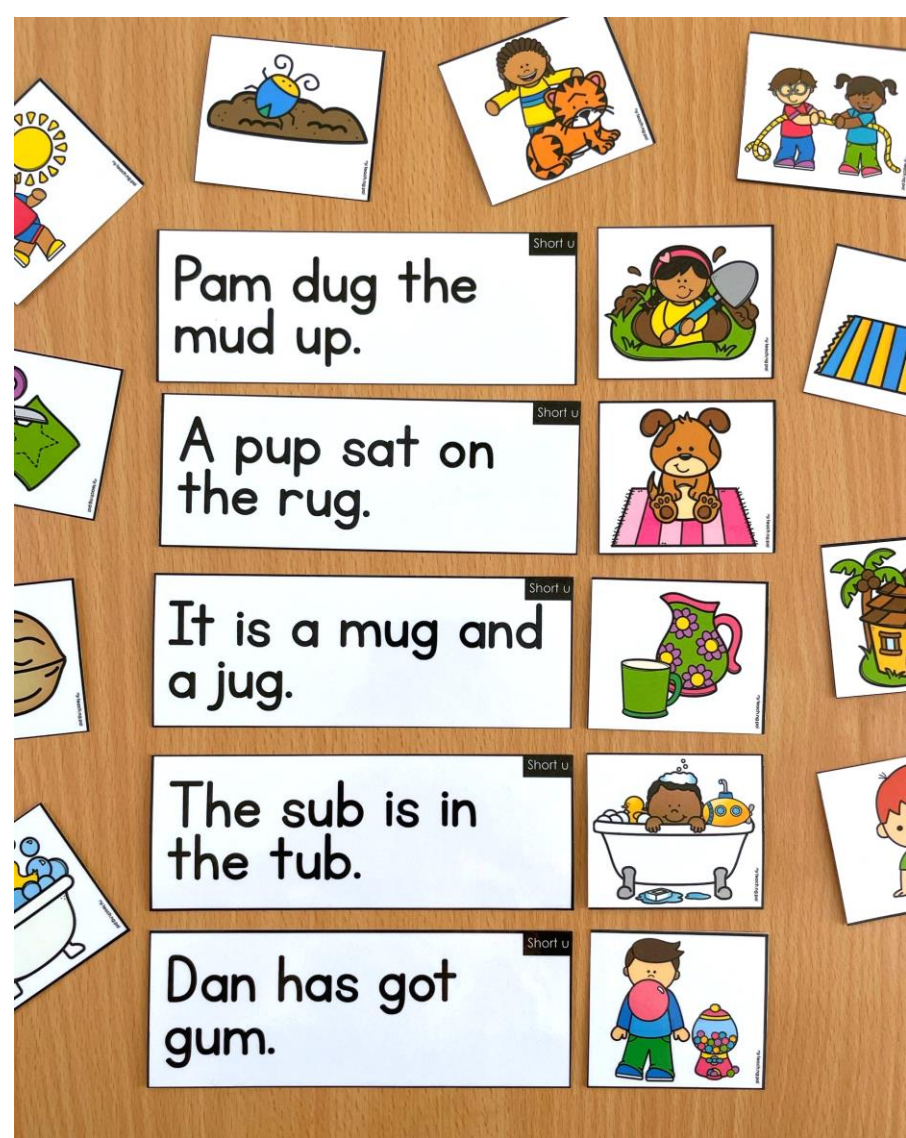
Table of Contents – Scope

| | | | | | |
|------------------|----|------------------------------|-----|------------------------------|-----|
| CVC: Short a | 32 | R Blends | 87 | R-Contr: or/ore | 142 |
| CVC: Short i | 37 | S Blends | 90 | R-Contr: er/ir/ur | 146 |
| CVC: Short o | 42 | Ending Blends | 93 | R-Contr: w+or | 152 |
| CVC: Short u | 46 | CVCe: a | 99 | Vowel Team: ai/ay | 154 |
| CVC: Short e | 50 | CVCe: i | 104 | Vowel Team: ee/ea | 160 |
| FLSZ | 53 | CVCe: o | 108 | Vowel Team: oa/ow | 167 |
| -all, -oll, -ull | 59 | CVCe: u | 111 | Vowel Team: ie/igh | 172 |
| Digraph: ck | 62 | Soft c | 114 | Vowel Team: oo/ew, ui, ue | 175 |
| Digraph: sh | 66 | Soft g | 117 | oo | 182 |
| Digraph: th | 69 | Trigraph: tch | 119 | Diphthong: au/aw | 185 |
| Digraph: ch | 71 | Trigraph: dge | 112 | Diphthong: oi/oy | 189 |
| Digraph: wh | 74 | -ild, -old, -ind, -olt, -ost | 125 | Diphthong: ou/ow | 192 |
| Digraph: ph | 76 | y (/ī/) | 129 | Digraph: kn, wr, mb | 196 |
| Digraph: ng | 78 | y (/ē/) | 131 | 3 Letter Blends | 201 |
| nk | 81 | -le | 134 | | |
| L Blends | 84 | R-Contr: ar | 138 | | |

16. SENTENCE MATCH

This Sentence Match activity is packed full of decodable sentences that will get your students reading and growing! Students read the decodable sentence on the card and then find the matching picture.

This fun activity contains over 700 cards for various sounds!



DECODABLE SENTENCE CARDS

Pam dug the
mud up.

Short u




A pup sat on
the rug.

Short u



It is a mug and
a jug.

Short u



The sub is in
the tub.

Short u



Dan has got
gum.

Short u



Mike is in the
line.

Le



I like this red
bike.

ie



Jen went on a
hike to the top.

Le



It has a lime in
it.

Le



He went to hide
in the grass.

Le





VARIOUS SOUNDS INCLUDED

CVC
FLSZ

Digraphs
Blends

Magic E
Soft C & G

-y & -y

Trigraphs

R-Controlled
Vowel Teams

Diphthongs
And More!

OVER 700 CARDS

CARDS ARE ORGANIZED BY SOUND


Pam is at the lab
I tap the gap
The man
A ram ran to
A tag is on the pan.



Tim can hit it.
Kim did win it
I see the pig sit.
It has a lid on it.



I soak the pants in the tub.
I cut the loaf up to make toast.
This duck can float
This is my pet
A goat is on the road.



I fed ducks.
I pack a lot.
Mel is sick in
I have a red
Kim is on the rock.



DECODABLE SENTENCE CARDS

The cat had a nap.

Short a



A rat sat on a mat.

Short a



I ran up to the van.

Short a



The man is his dad.

Short a



It is a tan bag.

Short a



A goat is on the road.

oa



This is my pet toad.

oa




I cut the loaf up to make toast.

oa



This duck can float.

oa



I soak the pants in the tub.

oa



SEQUENTIAL AND SYSTEMATIC SCOPE

| Table of Contents - Scope | | | | | |
|---------------------------|-----|------------------------------|-----|-----------------|-----|
| CVC: Short a | 22 | Magic E: u_e | 115 | Vowel Team: ie | 200 |
| CVC: Short i | 26 | Magic E: e_e | 119 | Vowel Team: igh | 204 |
| CVC: Short o | 30 | Soft C | 121 | Vowel Team: oo | 208 |
| CVC: Short u | 34 | Soft G | 125 | Vowel Team: ew | 212 |
| CVC: Short e | 38 | Trigraph: tch | 128 | Vowel Team: ui | 216 |
| FLSZ | 42 | Trigraph: dge | 132 | Vowel Team: ue | 218 |
| -all, -oll, -ull | 50 | -ild, -old, -ind, -olt, -ost | 136 | oo | 221 |
| Digraph: ck | 54 | -y (/ī/) | 140 | Diphthong: au | 225 |
| Digraph: sh | 58 | -y (/ē/) | 144 | Diphthong: aw | 228 |
| Digraph: th | 62 | -le | 148 | Diphthong: oi | 232 |
| Digraph: th | 65 | R-Contr: ar | 152 | Diphthong: oy | 236 |
| Digraph: ch | 69 | R-Contr: or | 156 | Diphthong: ou | 239 |
| Digraph: wh | 73 | R-Contr: ore | 160 | Diphthong: ow | 243 |
| Digraph: ph | 76 | R-Contr: er | 163 | Digraph: kn | 247 |
| Digraph: ng | 79 | R-Contr: ir | 167 | Digraph: wr | 250 |
| nk | 83 | R-Contr: ur | 170 | Digraph: mb | 253 |
| L Blends | 87 | R-Contr: w+or | 174 | 3 Letter Blends | 256 |
| R Blends | 91 | Vowel Team: ai | 176 | | |
| S Blends | 95 | Vowel Team: ay | 180 | | |
| Ending Blends | 99 | Vowel Team: ee | 184 | | |
| Magic E: a_e | 103 | Vowel Team: ea | 188 | | |
| Magic E: i_e | 107 | Vowel Team: oa | 192 | | |
| Magic E: o_e | 111 | Vowel Team: ow | 196 | | |


17. SOUND CLIP CARDS

This set includes 126 Sound Clip Cards! Get your students listening for and isolating phonemes with this fun hands-on activity.

To use, students say the word, listen for the focus sound and clip the pictures that contain the sound!



126 CARDS INCLUDED





VARIOUS SOUNDS INCLUDED

CVC
FLSZ

Digraphs

Blends

Magic E

Soft C & G

-y & -y

Trigraphs

R-Controlled

Vowel Teams

Diphthongs

And More!



**STUDENTS SAY
THE WORD AND
LISTEN FOR THE
FOCUS SOUND.**

**STUDENTS CLIP
THE PICTURES
THAT CONTAIN
THE SOUND.**

18. COVER THE SOUND

This set includes 52 different **Cover the Sound Mats** that will get your students listening for and matching sounds! This activity will help your students link sounds to letters.

To use, students say the word, listen for the focus sound and cover the picture with the matching letter/s.



CARDS ARE ORGANIZED BY SOUND

Alphabet - Beginning
Cover the Sound
Mat 12

| | | | |
|---|---|---|---|
|  |  |  |  |
|  |  | d |  |
|  | b | 7 | v |
|  |  |  |  |

Surrounding cards: s, t, p, d, s, i, h, p, c

ee, ea
Cover the Sound
Mat 43

| | | | |
|--|---|---|---|
|  |  |  | ee |
|  | ee |  |  |
|  |  |  | ea |
| ee |  |  |  |

Surrounding cards: ea, ee, ea, ee, ea, ee, ea

VARIOUS SOUNDS INCLUDED



Alphabet - Beginning
Cover the Sound
Mat 13

| | | | |
|---|--|---|---|
| a |  |  |  |
|  |  | t | m |
| i |  |  |  |
|  | g |  |  |

A hand is holding a card with the letter 'c' in front of the bottom-right cell of the grid.

Alphabet - Medial
Cover the Sound
Mat 15

| | | | |
|--|---|---|--|
|  |  |  | i |
|  |  |  |  |
|  | 10 | o |  |
| u |  |  | i |

A hand is holding a card with the letter 'a' in front of the bottom-left cell of the grid.

52 MATS INCLUDED

Beginning, Medial & Final Sounds

FLSZ

Digraphs

Blends

Magic E

Soft C & G

-y & -y

Trigraphs

R-Controlled

Vowel Teams













Diphthongs

And More!

sh, th, ch

Cover the Sound

Mat 23

| | | | |
|---|---|---|--|
|  |  |  |  |
|  | sh | ch | th |
|  |  |  |  |
|  |  |  | ch |

© Teach My Pod



TARGETED PRACTICE!

R-Controlled
Cover the Sound
Mat 41

| | | | |
|---|--|--|--|
|  | or |  |  |
| er |  |  |  |
|  |  | ore |  |
| ar |  |  |  |

Alphabet - Beginning
Cover the Sound
Mat 5

| | | | |
|--|--|--|--|
|  |  |  | p |
|  | b |  | k |
|  |  | k | h |
|  |  |  |  |

52 MATS INCLUDED


19. WORD MAPPING

With 800+ cards included, this set of phoneme-grapheme word mapping cards will provide endless opportunities for your students to make letter-sound connections!


The activity promotes orthographic mapping which leads to better word retention.




PHONEME-GRAPHEME WORD MAPPING





bat




van




hat




fish




ship




shed




CARDS ARE ORGANIZED BY SOUND





bat





van



hat





cash



cat




bag




ship



shed



fan



shop



rash



VARIOUS SOUNDS INCLUDED

CVC

FLSZ

Digraphs

Blends

Magic E

Soft C & G

-y & -y

Trigraphs

R-Controlled

Vowel Teams



Diphthongs

And More!


OVER 800 CARDS



PROMOTES
ORTHOGRAPHIC
MAPPING
PROCESSES
WHICH LEAD TO
LONG-TERM
WORD
RETENTION



OVER 800 CARDS INCLUDED



SEQUENTIAL AND SYSTEMATIC SCOPE

| Table of Contents - Scope | | | | | |
|---------------------------|-----|------------------------------|-----|-----------------|-----|
| CVC: Short a | 33 | Magic E: u_e | 148 | Vowel Team: ie | 240 |
| CVC: Short i | 42 | Magic E: e_e | 152 | Vowel Team: igh | 243 |
| CVC: Short o | 49 | Soft C | 154 | Vowel Team: oo | 246 |
| CVC: Short u | 55 | Soft G | 158 | Vowel Team: ew | 250 |
| CVC: Short e | 61 | Trigraph: tch | 161 | Vowel Team: ui | 254 |
| FLSZ | 65 | Trigraph: dge | 165 | Vowel Team: ue | 257 |
| -all, -oll, -ull | 73 | -ild, -old, -ind, -olt, -ost | 169 | oo | 260 |
| Digraph: ck | 77 | -y (/ī/) | 174 | Diphthong: au | 263 |
| Digraph: sh | 83 | -y (/ē/) | 177 | Diphthong: aw | 266 |
| Digraph: th | 87 | -le | 181 | Diphthong: oi | 270 |
| Digraph: th | 89 | R-Contr: ar | 186 | Diphthong: oy | 274 |
| Digraph: ch | 92 | R-Contr: or | 192 | Diphthong: ou | 276 |
| Digraph: wh | 96 | R-Contr: ore | 196 | Diphthong: ow | 280 |
| Digraph: ph | 99 | R-Contr: er | 199 | Digraph: kn | 284 |
| Digraph: ng | 101 | R-Contr: ir | 203 | Digraph: wr | 288 |
| nk | 105 | R-Contr: ur | 206 | Digraph: mb | 291 |
| L Blends | 109 | R-Contr: w+or | 209 | 3 Letter Blends | 294 |
| R Blends | 113 | Vowel Team: ai | 211 | Bonus: Qu | 300 |
| S Blends | 117 | Vowel Team: ay | 216 | | |
| Ending Blends | 121 | Vowel Team: ee | 220 | | |
| Magic E: a_e | 130 | Vowel Team: ea | 225 | | |
| Magic E: i_e | 137 | Vowel Team: oa | 231 | | |
| Magic E: o_e | 143 | Vowel Team: ow | 235 | | |

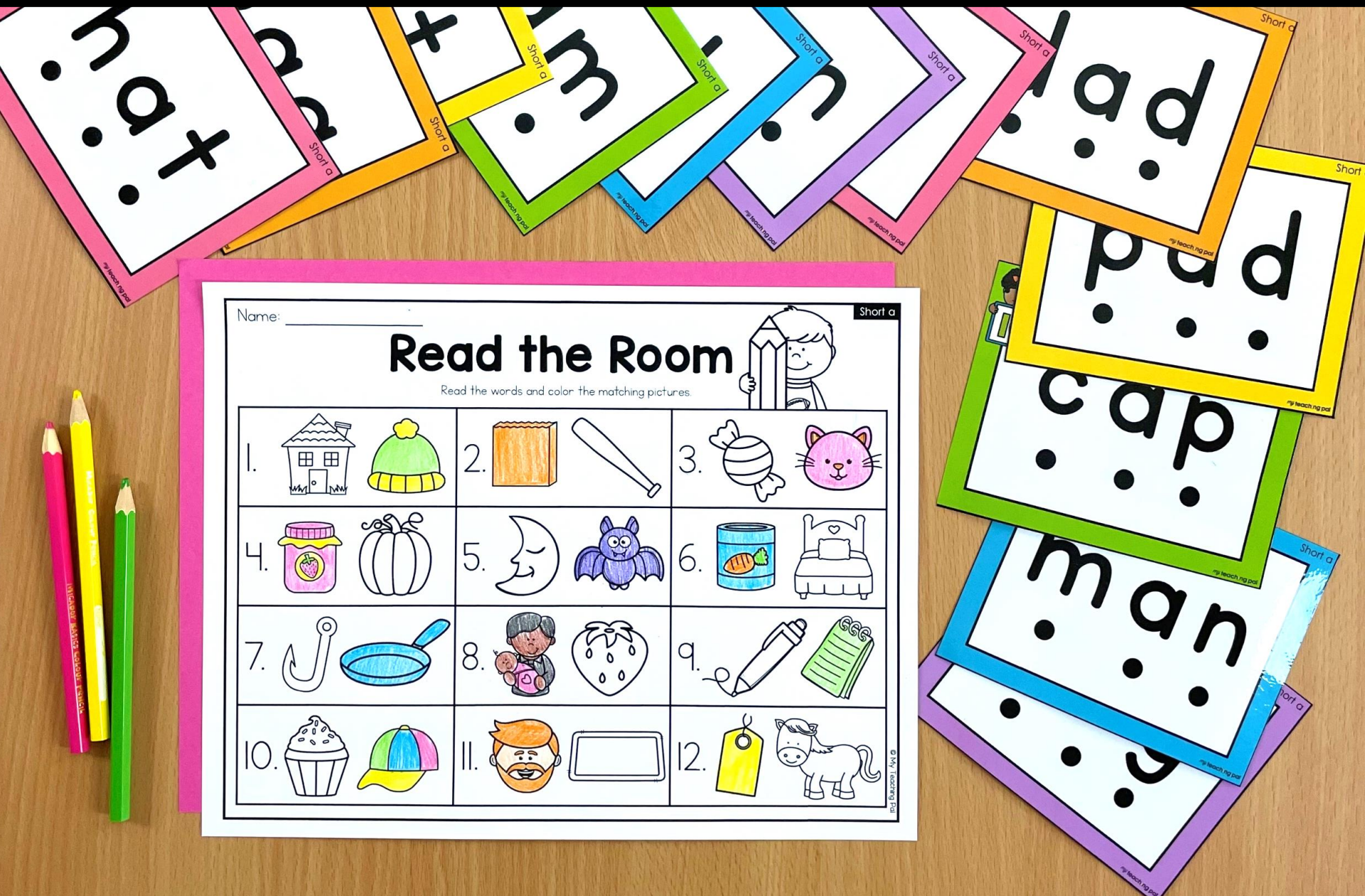
20. READ THE ROOM

This huge set of read the room centers will get your students reading decodable words in an active and engaging way! Hang the word cards around the room and provide students with a clipboard and worksheet. Students walk around the room, read the decodable words and color the matching picture in each set.

There are 49 different phonics skills included.



READ THE ROOM CENTER



Name: _____

Read the Room



Read the words and color the matching pictures.

Short a

| | | |
|---|---|---|
| 1.   | 2.   | 3.   |
| 4.   | 5.   | 6.   |
| 7.   | 8.   | 9.   |
| 10.   | 11.   | 12.   |

© 2014 Teaching with a Mountain View

VARIOUS SOUNDS INCLUDED



Name: _____

Read the Room

Read the words and color the matching pictures.

| | | |
|-----|-----|-----|
| 1. | 2. | 3. |
| 4. | 5. | 6. |
| 7. | 8. | 9. |
| 10. | 11. | 12. |

Name: _____

Read the Room

Read the words and color the matching pictures.

| | | |
|-----|-----|-----|
| 1. | 2. | 3. |
| 4. | 5. | 6. |
| 7. | 8. | 9. |
| 10. | 11. | 12. |

Ending Blends

camp

49 CENTERS INCLUDED

CVC Words

FLSZ

Digraphs

Blends

Magic E

Soft C & G

-y & -y

Trigraphs

R-Controlled

Vowel Teams

Diphthongs

And More!




Table of Contents - Scope

| | | | | | |
|------------------|----|--|-----|----------------------------|-----|
| CVC: Short a | 5 | R Blends | 72 | R-Contr: er/ir/ur | 140 |
| CVC: Short i | 9 | S Blends | 76 | Vowel Team: ai/ay | 144 |
| CVC: Short o | 13 | Ending Blends | 80 | Vowel Team: ee/ea | 148 |
| CVC: Short u | 17 | Magic E: a_e | 84 | Vowel Team: oa/ow | 152 |
| CVC: Short e | 21 | Magic E: i_e | 88 | Vowel Team: ie/igh | 156 |
| CVC | 25 | Magic E: o_e | 92 | Vowel Team: oo/ew/ui/ue | 160 |
| FLSZ | 29 | Magic E: u_e | 96 | oo | 164 |
| -all, -oll, -ull | 33 | Soft C | 100 | Diphthong: au/au | 168 |
| Digraph: ck | 37 | Soft G | 104 | Diphthong: oi/oy | 172 |
| Digraph: sh | 41 | Trigraph: tch | 108 | Diphthong: ou/ow | 176 |
| Digraph: th | 45 | Trigraph: dge | 112 | Digraph: kn | 180 |
| Digraph: ch | 49 | Long VCC: -ild, -ind, -old, -olt, -ost | 116 | Digraph: wr | 184 |
| Digraph: wh | 53 | -y (/ī/) | 120 | Digraph: mb | 188 |
| Digraph: ph | 57 | -y (/ē/) | 124 | 3 Letter Blends | 191 |
| Digraph: ng | 60 | -le | 128 | Bonus: Qu | 195 |
| nk | 64 | R-Contr: ar | 132 | | |
| L Blends | 68 | R-Contr: or/ore | 136 | | |

21. SOUND CARDS

With 800+ sound cards included, your students will have countless opportunities to practice phoneme isolation.

To use, students say the picture name, isolate the phoneme and match the letter.



Students can use erasable marker, letter tiles or magnetic letters on the cards.

The packet includes options for beginning sounds, medial sounds and final sounds, as well as cards for other phonics skills.



800+ SOUND CARDS

Beginning Sounds

| | |
|---|---|
|  |  |
|---|---|

Alphabet

Beginning Sounds

| | |
|---|--|
|  |  |
|---|--|



Digraphs

Final Sounds

| | |
|---|---|
|  |  |
|---|---|



Alphabet

Beginning Sounds

| | |
|---|---|
|  |  |
|---|---|


Alphabet

Beginning Sounds

| | |
|---|--|
|  |  |
|---|--|



Digraphs

Final Sounds

| | |
|---|---|
|  |  |
|---|---|

Alphabet

Beginning Sounds

| | |
|---|---|
|  |  |
|---|---|

Alphabet

Beginning Sounds

| | |
|---|--|
|  |  |
|---|--|

Digraphs

Final Sounds

| | |
|---|---|
|  |  |
|---|---|

Alphabet



VARIOUS SOUNDS INCLUDED

Beginning Sounds

| | |
|--|---|
|  |  |
|--|---|



Alphabet

Beginning Sounds

| | |
|---|---|
|  |  |
|---|---|



Alphabet

Medial Sounds

| | |
|---|---|
|  |  |
|---|---|

Alphabet

Medial Sounds

| | |
|---|---|
|  |  |
|---|---|

Alphabet

Beginning Sounds

| | |
|--|---|
|  |  |
|--|---|



Alphabet

Beginning Sounds

| | |
|---|---|
|  |  |
|---|---|


Alphabet

Medial Sounds

| | |
|---|---|
|  |  |
|---|---|



Alphabet

Medial Sounds

| | |
|---|---|
|  |  |
|---|---|

Alphabet

Beginning Sounds

| | |
|---|--|
|  |  |
|---|--|



Alphabet

Beginning Sounds

| | |
|--|--|
|  |  |
|--|--|



Alphabet

Medial Sounds

| | |
|--|--|
|  |  |
|--|--|

Alphabet

Medial Sounds

| | |
|--|--|
|  |  |
|--|--|

Alphabet

Beginning Sounds

| | |
|--|---|
|  |  |
|--|---|



Alphabet

Beginning Sounds

| | |
|---|---|
|  |  |
|---|---|



Alphabet

Medial Sounds

| | |
|---|---|
|  |  |
|---|---|

Alphabet



Medial Sounds

| | |
|---|---|
|  |  |
|---|---|


Alphabet

VARIOUS SOUNDS INCLUDED



Medial Sounds

| | |
|--|---|
|  |  |
|--|---|

Medial Sounds

| | |
|---|---|
|  |  |
|---|---|

Medial Sounds

| | |
|--|---|
|  |  |
|--|---|

Medial Sounds

| | |
|---|---|
|  |  |
|---|---|

Medial Sounds

| | |
|--|---|
|  |  |
|--|---|


Medial Sounds

| | |
|---|---|
|  |  |
|---|---|

Medial Sounds

| | |
|---|--|
|  |  |
|---|--|

Medial Sounds

| | |
|--|--|
|  |  |
|--|--|

Final Sounds

| | |
|--|---|
|  |  |
|--|---|

Medial Sounds

| | |
|---|---|
|  |  |
|---|---|

Beginning Sounds

| | |
|---|---|
|  |  |
|---|---|

Final Sounds

| | |
|---|---|
|  |  |
|---|---|

Beginning Sounds

| | |
|---|---|
|  |  |
|---|---|

Final Sounds

| | |
|---|---|
|  |  |
|---|---|

Beginning Sounds

| | |
|---|---|
|  |  |
|---|---|

Final Sounds

| | |
|---|---|
|  |  |
|---|---|


Beginning Sounds

| | |
|--|--|
|  |  |
|--|--|

Final Sounds

| | |
|--|--|
|  | |
|--|--|

Beginning Sounds




| | |
|---|--|
|  | |
|---|--|

Final Sounds

| | |
|---|--|
|  | |
|---|--|

800+ CARDS

Beginning Sounds
Medial Sounds
Final Sounds
FLSZ
Digraphs
Blends
Magic E
Soft C & G
-y & -y
Trigraphs
R-Controlled
Vowel Teams
Diphthongs
And More!






22. COUNT THE SOUNDS

This set of “Count the Sounds” cards makes a great phonemic awareness center! This activity will have your students listening for all the individual sounds in words. The activity will help to improve their phonemic awareness and spelling skills.

The packet includes 500+ cards covering various phonics skills.



500+ CARDS INCLUDED



COUNT THE SOUNDS

PHONEMIC AWARENESS PRACTICE



dog



1 2 3 4 5

pad by teach for

drum



1 2 3 4 5

pad by teach for


frog



1 2 3 4 5

pad by teach for

lamp



1 2 3 4 5

pad by teach for


VARIOUS SOUNDS INCLUDED

star




1 2 3 4 5

shirt




1 2 3 4 5

road



1 2 3 4 5

mail



1 2 3 4 5

skirt



1 2 3 4 5

first




1 2 3 4 5

hay




1 2 3 4 5

leaf




1 2 3 4 5

bird



1 2 3 4 5

car



1 2 3 4 5

rain




1 2 3 4 5

snail



1 2 3 4 5



500+ CARDS

CVC Words

FLSZ

Digraphs

Blends

Magic E

Soft C & G

-y & -y

Trigraphs

R-Controlled

Vowel Teams

Diphthongs

And More!

Table of Contents - Scope

| | |
|---|------------|
| CVC Words – Short a, i, o, u, e | 11 |
| FLSZ – ff, ll, ss, zz | 27 |
| Digraphs and nk – ck, sh, th, ch, wh, ph, ng, nk | 32 |
| Blends – L Blends, R Blends, S Blends, Ending Blends | 48 |
| Magic E – Long a, Long i, Long o, Long u, Long e | 59 |
| Soft C & G | 70 |
| Trigraphs – tch, dge | 75 |
| Long VCC - ild, ind, old, olt, ost | 80 |
| -y & -y | 83 |
| -le | 88 |
| R-Controlled Vowels – ar, or, ore, er, ir, ur, w+or | 92 |
| Vowel Teams and oo – ai, ay, ee, ea, oa, ow, ie, igh, oo, ew, ui, ue, oo | 107 |
| Diphthongs – au, aw, oi, oy, ou, ow | 134 |
| Silent Digraphs – kn, wr, mb | 144 |
| 3 Letter Blends | 150 |
| qu Words | 154 |

**MORE
ACTIVITIES
COMING SOON**