






Table of Contents - Scope


CVC: Short a	22	R Blends	112	R-Contr: or	192	Vowel Team: ue	251
CVC: Short i	33	S Blends	116	R-Contr: ore	196	oo	253
CVC: Short o	41	Ending Blends	120	R-Contr: er	199	Diphthong: au	256
CVC: Short u	48	Magic E: a_e	127	R-Contr: ir	203	Diphthong: aw	259
CVC: Short e	55	Magic E: i_e	135	R-Contr: ur	206	Diphthong: oi	263
FLSZ	61	Magic E: o_e	141	R-Contr: w+or	209	Diphthong: oy	266
-all, -oll, -ull	72	Magic E: u_e	147	Vowel Team: ai	211	Diphthong: ou	269
Digraph: ck	76	Magic E: e_e	150	Vowel Team: ay	215	Diphthong: ow	272
Digraph: sh	81	Soft C	152	Vowel Team: ee	218	Digraph: kn	275
Digraph: th	86	Soft G	156	Vowel Team: ea	223	Digraph: wr	278
Digraph: th	88	Trigraph: tch	159	Vowel Team: oa	228	Digraph: mb	281
Digraph: ch	91	Trigraph: dge	163	Vowel Team: ow	232	3 Letter Blends	283
Digraph: wh	95	-ild, -ind, -old, -olt, -ost	166	Vowel Team: ie	236		
Digraph: ph	98	-y (/ī/)	172	Vowel Team: igh	238		
Digraph: ng	100	-y (/ē/)	175	Vowel Team: oo	241		
nk	104	-le	180	Vowel Team: ew	245		
L Blends	108	R-Contr: ar	186	Vowel Team: ui	249		

CARDS ARE ORGANIZED BY SOUND



TARGETED PHONICS PRACTICE

VARIOUS SOUNDS INCLUDED

FLSZ: ff, ll, ss, zz  FLSZ

CVC: Short a  /ă/

R-Controlled: ar  /ar/

Digraph: sh  /sh/




Diphthong: aw  /aw/


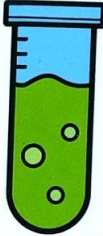
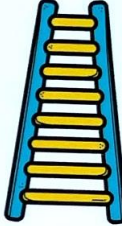





OVER 800 CARDS




- Print what you need
 - Targeted phonics practice
- Great for decoding
 - Sequential scope included
 - SoR Aligned
- Use in small groups or one-on-one



sh e ll • • • →			
-----------------------	--	--	--

sh o p • • • →			
----------------------	---	--	---

f i sh • • • →			
----------------------	---	--	---

sh u t • • • →			
----------------------	---	--	---

LINK
WORDS TO
THEIR
MEANING


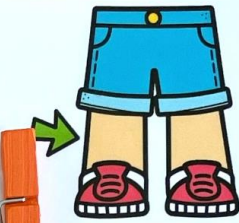

my teaching pal

my teaching pal




my teaching pal

my teaching pal




USE WITH MINI CLIPS


! e g • • • →			
---------------------	---	--	--



j e t • • • →			
---------------------	--	---	---



t e n • • • →			
---------------------	---	--	--

m e n • • • →			
---------------------	---	---	---