

The Activities



Spell a CVC Word




Short Vowel Wheels




Spin and Spell



Match the Words



Word Puzzles



Word Endings


The Activities



Rhyming Words



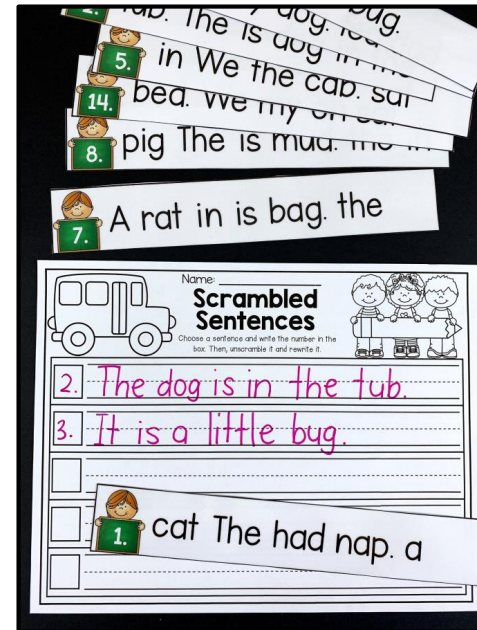
Word Ladders




Ending Sound Mats



Spin and Cover



Scrambled Sentences



Picture Puzzles



Spell a CVC Word

Students choose a CVC picture card and spell out the word in the box with the matching number. A recording sheet is also included. There are 24

picture cards altogether.



Name: _____

Spell a CVC Word

Write the word next to its matching number.

1.	2.	3. log	4.
5.	6. zip	7.	8. jam
9.	10.	11.	12. pen
13. hen	14.	15. mop	16.
17.	19.	19.	19. van
21.	23.		

(A hand is shown writing the word 'van' next to number 19.)



Short Vowel Wheels

Using clothespins, students find and clip the pictures that match the short vowel sound. 10 wheels included – 2 for each short vowel sound.

Spin and Spell

Students spin the spinner using a pencil or paperclip and then spell the word using magnetic letters or erasable marker. 7 included altogether.

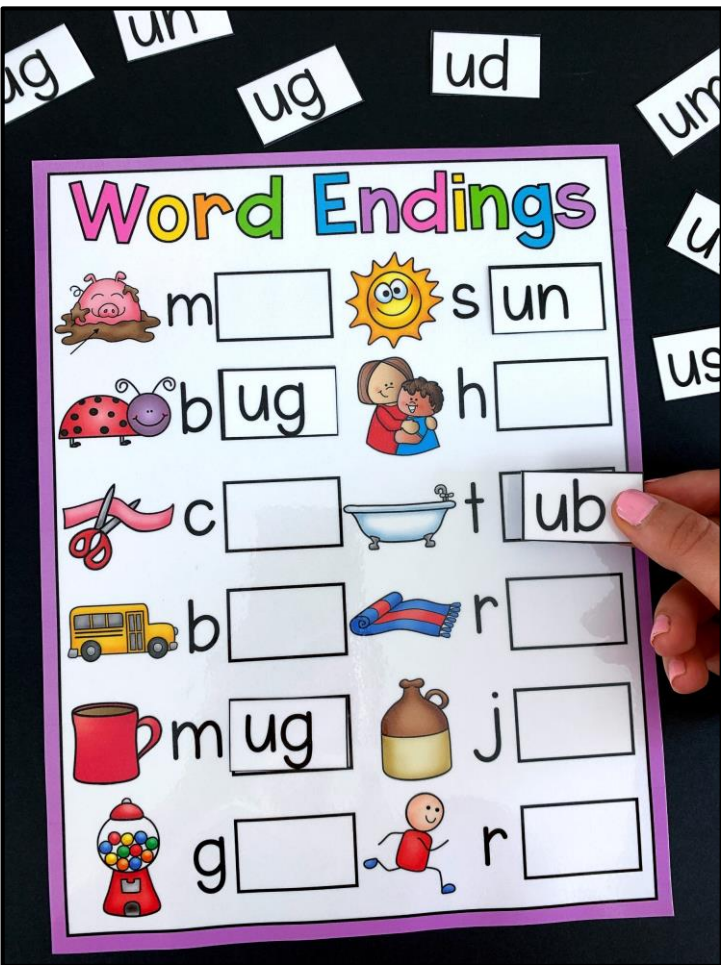



Match the Words

Students match the words to the pictures. Each card covers a word family. 24 cards included.

Word Puzzles

Students put together the picture puzzle to spell out the CVC word. Includes 44 puzzles.



Word Endings

Students match the word endings to each picture. You might like to attach velcro dots or have students write the words with erasable marker instead.

Rhyming Words

Students find 2 rhyming pictures and place them on the rhyming mat. Then, they record the rhyming pair on the sheet. Pictures come with and without words



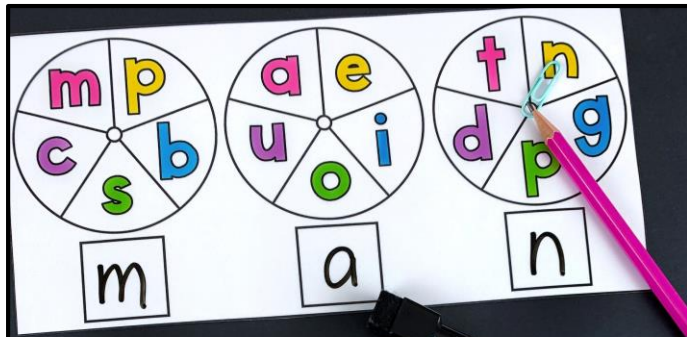

Word Ladders

Students change a letter in each line to create the word ladders. The picture cards are numbered for easy identification. A recording sheet is included too.



Ending Sound Mats

Students sort the pictures by their ending sound. There are mats included for ending sounds t, p, n, g, d.



Spin and Cover

Students spin the spinner using a pencil and paperclip and record the letters in the boxes underneath. They read the word and cover it on the mat if it is there. 4 mats included.



Scrambled Sentences

Students choose a scrambled sentence card and unscramble the letters to form a sentence. They can record the sentence on the sheet provided or they

can write the sentence in their books. 15 sentences included.

Scrambled sentence cards:

- 5. in We the cab. sai
- 14. bea. we my on
- 8. pig The is mud. the
- 7. A rat in is bag. the

Worksheet: **Scrambled Sentences**
 Name: _____
 Choose a sentence and write the number in the box. Then, unscramble it and rewrite it.

Handwritten examples on the worksheet:

- 2. The dog is in the tub.
- 3. It is a little bug.
- 1. cat The had nap. a

CVC Picture Puzzle

cat	can	hat	jam	map	mat
cat	can	bat	bag	tree	pan
map	jam	cab	pan	bench	flowers
hat	sad	mat	man	man	man



Picture Puzzles

Students match the words to the pictures. Once all the puzzle pieces are on the mat, it will reveal a secret picture. 7 puzzles included.