




Build a hammock



Build a box for crayons



Build a tent




Build a ride for a theme park




Build a fence for a home




Build a gumball machine



Build a fishbowl



Build a frame for a picture



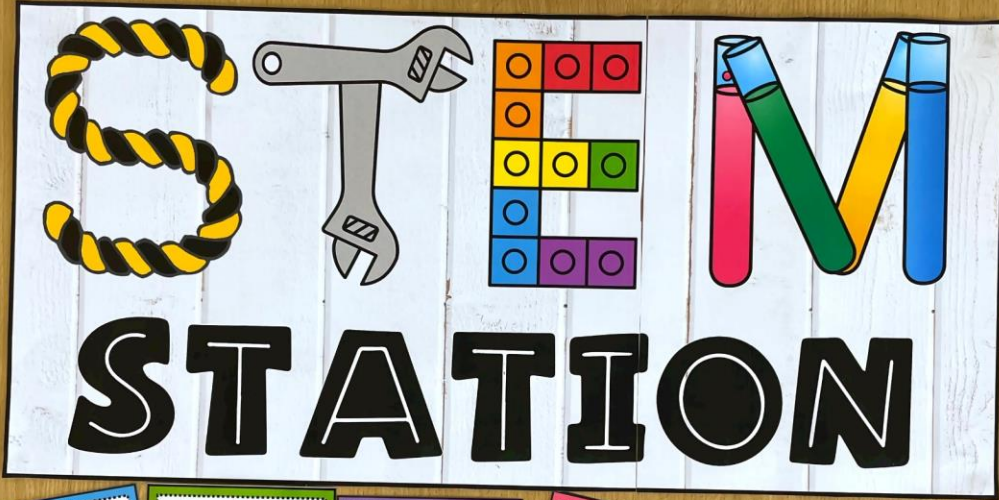
Build a snowglobe



Build a cake stand

105 Challenge cards

use them with any materials that you have on hand



a variety of templates are included too!




Name: Sammy

STEM challenge

What is your STEM challenge?
My challenge is to build a hammock that a person can lay on.

What materials will you use?
I will use wooden sticks, playdough, pom-poms and glue.

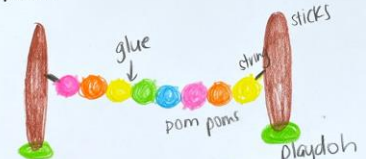
What is your plan?

I will stick the pom-poms together with glue.

What went well?
The hammock could swing really well. The sticks held the hammock up.

What didn't go well?
My pom-poms did not stick together with the glue. I had to use tape.

Name: _____

STEM challenge

My Plan:


What went well?

What didn't go well?



Name: _____

STEM challenge

ASK: What problem do you need to solve?

IMAGINE: Draw your idea.

IMPROVE: How could you have made your design better?

PLAN: What is your plan?

TEST

Name: _____

STEM challenge

What is your STEM challenge?

What will be the most important thing about your design?

What materials will you use?

What is your plan?

Name: _____

STEM challenge

ASK: What problem do you need to solve?

IMAGINE: Brainstorm and draw your idea.

PLAN: What is your plan?


Name: _____

STEM challenge

TEST: Does your design do what it is meant to do? Test it.

IMPROVE: What went well?

What didn't go so well?



Name: _____

STEM challenge

What is your STEM challenge?

What materials will you use?

What is your plan?

What went well?

What didn't go well?

Name: _____

STEM challenge

Draw your creation:

What went well?

What didn't go well?