

Name: _____

Beginning Sounds

Missing Sounds



ap



am



in




op



ox



et



um



y

Name: _____

Er, Ir, Ur

Missing Sounds



f n



b d



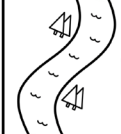
g l



st



g m



riv



b n



s f

26

WORKSHEETS

t n g h k l r e h i r er ur

Name: _____

Sh, Ch, Th

Missing Sounds



op



ip



fi




ba



est



ell



ma



in

Name: _____

Ea and Ee

Missing Sounds



b




f t



p l




l f



s d



t



s l



t

th ch sh ch sh th sh ch









ee ea ea ea ee ee ee ea

Students paste the missing grapheme to complete the word

Name: _____

Ow and Oa

Missing Sounds

 b <input type="text"/>	 sn <input type="text"/>
 <input type="text"/> d	 c <input type="text"/> t
 <input type="text"/> t	 g <input type="text"/> t
 <input type="text"/>	 m <input type="text"/>

oa ow oa oa oa

Great for letter-sound correspondence practice as well as teaching spelling rules


Students say the picture name aloud

Students paste the missing grapheme to complete the word


Name: _____

Ow and Oa

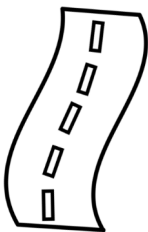
Missing Sounds




b



sn



r



d




c




t



b



t




g



t



t



d



m



© My Teaching Pal

oa ow oa oa oa ow ow oa

Students cut out the missing graphemes

Table of Contents

Sound Focus	Page No
Beginning Sounds (CVC)	5
Beginning Sounds (CVC)	6
Medial Sounds (CVC)	7
Medial Sounds (CVC)	8
Ending Sounds (CVC)	9
Ending Sounds (CVC)	10
sh, th, ch	11
sh, ch, th, ck	12
wh, ph	13
wh, ph, qu	14
ng, nk	15
CVCe	16
CVCe	17
ay, ai	18
ee, ea	19
ie, -y	20
oa, ow	21
ew, oo	22
er, ir, ur	23
or, ore	24
air, are	25
ar	26
ow, ou	27
aw, au	28
oy, oi	29
oo, oo	30