

Name: _____

Numbers to 10

Paste the numbers in the correct place.

1	3	4
7	9	

5 10 6 2 9

Name: _____

Numbers to 20

Paste the numbers in the correct place.

1	2	4	
6		9	10
		14	
		18	

11 20 7 13 5
15 3 17 8 19

Name: _____

Number Throw

Throw a die, draw the Face and then write the number.

Throw 1 2

Throw 2

Throw 3

Throw 4

Throw 5

Throw 6

Name: _____

Draw My Number

Trace the numbers and then draw dots in the ten frames to match.

3	6	8
7	0	10

Name: _____

Number Match

Count the pictures and write the correct number.

Name: _____

Number Fish

Draw the correct amount of fish in each box.

1 Fish	2 fish	3 fish
4 fish	5 fish	6 fish
7 fish	8 fish	9 fish

Name: _____

Roll and Write

Roll a die and color a box in the matching column. Keep rolling until one of the numbers reaches the top.

1	2	3	4	5	6

First Place Second Place

Name: _____

Number Words

Paste the number word next to the correct numeral.

1	
2	
3	
4	
5	
6	
7	
8	
9	
10	

five
ten
two
seven
three
nine
four
six
eight

Name: _____

Missing Numbers

Fill in the missing numbers.

	3		6
	1		4
	11		6
	7		
	5		8
	6		8

Name: _____

Missing Numbers

Fill in the missing numbers.

	7		9
	9		?
	4		16
	12	13	
	17		20
	16		18

Name: _____

Counting Back

Count backwards to fill in the missing numbers.

20 19

12 4 16

11 8 6

3 5

Name: _____

Before and After

Write the number that comes before, after, or in the middle number.

		6		2		7		11	
		3		5		8		9	

Name: _____

Before and After

Write the number that comes before and after the middle number.

	11		15		12		19		17
	7		13		18		10		16

Name: _____

Number Chart

Fill in the missing numbers.

1	2		
		8	
	12		15
16		18	19
21		23	24
	27	28	30
31		33	34
	37		40
41		43	45
46	47		49
			50

Name: _____

Find the Greater Number

Color the mitten with the greater number.

Name: _____

Find the Greater Number

Color in the mitten with the greater number.

Name: _____

Ordinal Numbers

Color the picture in the correct ordinal position.

2nd

4th

1st

6th

9th

5th

3rd

Name: _____

Ordinal Numbers

Answer the questions about the order of the animals.

dog snake lion cat pig rabbit

1. Which animal is 1st?

2. Which animal is 4th?

3. Which animal is last?

4. What position is the pig in?

5. What position is the snake in?

Name: _____

Counting by 10's

Count by 10's by pasting the numbers in order.

20 90 10 70 40

60 100 30 80 50

Name: _____

Picture Addition

Write the answer to the addition questions.

+ = _____

+ = _____

+ = _____

+ = _____

+ = _____

Name: _____

Dice Addition

Write the answer to the addition questions.

+ = _____

+ = _____

+ = _____

+ = _____

+ = _____

+ = _____

+ = _____

+ = _____

Name: _____

Number Throw

Throw 2 dice, draw the faces and then write the number.

Throw 1 = 5

Throw 2 = _____

Throw 3 = _____

Throw 4 = _____

Throw 5 = _____

Throw 6 = _____

Name: _____

Candy Addition

Fill in the number sentences and then answer the addition questions.

+ = _____

+ = _____

+ = _____

+ = _____

+ = _____

+ = _____

+ = _____

+ = _____

Name: _____

Ten-Frame Addition

Write the answer to the addition questions.

+ = _____

+ = _____

+ = _____

+ = _____

+ = _____

+ = _____

+ = _____

+ = _____

Name: _____

Ladybug Adding

Draw spots on the ladybug to help you work out the addition questions.

+ = _____

+ = _____

+ = _____

+ = _____

+ = _____

+ = _____

+ = _____

Name: _____

Addition Drill

3 + 3 = _____

2 + 2 = _____

1 + 4 = _____

5 + 2 = _____

7 + 2 = _____

3 + 6 = _____

2 + 3 = _____

5 + 4 = _____

8 + 2 = _____

Name: _____

Addition Drill

3 + 3 = _____

2 + 2 = _____

1 + 4 = _____

5 + 2 = _____

7 + 2 = _____

3 + 6 = _____

2 + 3 = _____

5 + 4 = _____

8 + 2 = _____

Name: _____

Addition Drill

6 + 3 = _____

7 + 4 = _____

8 + 3 = _____

5 + 6 = _____

7 + 3 = _____

9 + 5 = _____

10 + 1 = _____

8 + 4 = _____

6 + 6 = _____

Name: _____

Addition Drill

6 + 3 = _____

7 + 4 = _____

8 + 3 = _____

5 + 6 = _____

7 + 3 = _____

9 + 5 = _____

10 + 1 = _____

8 + 4 = _____

6 + 6 = _____

Name: _____

Rainbow Ten

Color each part of the rainbow a different color and then fill in the numbers below.

0 1 2 3 4 5 5 6 7 8 9 10

_____ + _____ = 10

_____ + _____ = 10

_____ + _____ = 10

_____ + _____ = 10

_____ + _____ = 10

_____ + _____ = 10

Name: _____

Let's Make 10

Count how many more cupcakes you need to make 10. Write the number in the box.

_____ + _____ = 10

_____ + _____ = 10

_____ + _____ = 10

_____ + _____ = 10

_____ + _____ = 10

_____ + _____ = 10

Name: _____

My 10 Bear

Using numbers to equal 10.

9 2

8 3

7 4

6 5

Name: _____

Picture Subtraction

Write the answer to the subtraction questions.

- = _____

- = _____

- = _____

- = _____

- = _____

- = _____

Name: _____

Picture Subtraction

Write the answer to the subtraction questions.

- = _____

- = _____

- = _____

- = _____

- = _____

- = _____

- = _____

- = _____

Name: _____

Picture Subtraction











Write the answer to the subtraction questions.

 6 - 3 = _____	 7 - 2 = _____
 8 - 4 = _____	 9 - 5 = _____
 7 - 6 = _____	 9 - 1 = _____
 6 - 6 = _____	 10 - 5 = _____

Name: _____

Subtraction to 10

Write the answer to the subtraction questions.





 5 - 2 = _____	 10 - 2 = _____
 4 - 2 = _____	 10 - 5 = _____
 8 - 4 = _____	 10 - 5 = _____
 7 - 2 = _____	 10 - 3 = _____
 6 - 3 = _____	 10 - 3 = _____

1 3 5 4 7 2 3

Name: _____

Subtraction Drill

3 - 2 = _____
4 - 1 = _____
5 - 2 = _____
6 - 3 = _____
7 - 4 = _____
8 - 5 = _____
9 - 5 = _____
6 - 6 = _____

Name: _____





Subtraction Drill

9 - 8 = _____
9 - 7 = _____
8 - 7 = _____
10 - 2 = _____
10 - 5 = _____
10 - 3 = _____
12 - 6 = _____
10 - 9 = _____
11 - 4 = _____
14 - 5 = _____

Name: _____


Subtraction Drill

9 - 8 = _____
9 - 7 = _____
8 - 7 = _____
10 - 2 = _____
10 - 5 = _____
10 - 3 = _____
12 - 6 = _____
10 - 9 = _____
11 - 4 = _____
14 - 5 = _____

Name: _____

Addition Word Problem




Read it:
I had 2 fish and then mom bought me 3 more. How many fish do I have altogether?

Draw it:

Answer it:

Name: _____

Addition Word Problem




Read it:
The penguin had 4 snowballs and then it made 3 more. How many snowballs did the penguin have altogether?

Draw it:

Answer it:

Name: _____

Subtraction Word Problem




Read it:
Jan had 5 balloons but then 3 of them popped. How many balloons does she have left?

Draw it:

Answer it:

Name: _____

Subtraction Word Problem



Read it:
I had 9 pieces of candy but I gave 4 pieces to my sister. How many pieces of candy do I have left?









Draw it:

Answer it:

Name: _____

Base 10 Blocks









Write down the number shown by the blocks.

Name: _____

Base 10 Blocks





Write down the number shown by the blocks.

Name: _____

Base 10 Blocks

Write down the number shown by the blocks.


	Tens: _____ Ones: _____
	Tens: _____ Ones: _____
	Tens: _____ Ones: _____
	Tens: _____ Ones: _____

Name: _____

Tens and Ones

Write down how many tens and ones are in each number.
















8	Tens: _____ Ones: _____	7	Tens: _____ Ones: _____
11	Tens: _____ Ones: _____	13	Tens: _____ Ones: _____
14	Tens: _____ Ones: _____	16	Tens: _____ Ones: _____
15	Tens: _____ Ones: _____	18	Tens: _____ Ones: _____



Name: _____

Color Trace Draw

















Color, trace and draw the 2D shapes.

Color	Trace	Draw
		
		
		
		
		

Name: _____

2D Shape Match






Paste the shapes next to their missing 2D shape.

Name: _____

2D Shape Features













Count the number of sides and corners these 2D shapes have.


Shape	Sides	Corners
	_____	_____
	_____	_____
	_____	_____
	_____	_____
	_____	_____

Name: _____

Color the Shapes

Color the shapes using the key below.





















		
		
		
		



Name: _____

Everyday 3D Shapes


Color the objects that match the 3D shape.

 Sphere			
 Cylinder			
 Rectangular Prism			
 Cone			
 Rectangular Prism			

Name: _____

Pencil Length


Cut out the pencils and paste them in your book from shortest to longest.



Name: _____

Animal Height













Cut out the animals and paste them in your book from shortest to tallest.



Name: _____

Which is Heavier?

Color the object that is heavier in each group.


		
		
		
		

Name: _____

Paste the Preposition

Paste each picture under its matching word.









above	below	behind
from	beside	next



Name: _____

Left and Right







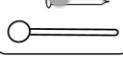





Follow the instructions below.

Color the LEFT Frog GREEN	Color the RIGHT hat
	
Color the RIGHT and BROWN	Color the LEFT PINK
	
Color the RIGHT Koala GRAY	Color the LEFT rocket BLUE
	
Color the LEFT sock ORANGE	Color the RIGHT sun YELLOW
	

Name: _____

Comparing Length


Color the longest item in each group.

Name: _____

Ocean Graph

Create a graph by coloring in a box for each ocean animal. Remember to cross each picture out after you have recorded them.




6					
5					
4					
3					
2					
1					




Name: _____

Fruit Graph

Create a graph by coloring in a box for each piece of fruit. Remember to cross the pictures out after you have recorded them.



4				
3				
2				
1				



Preview Preview