













Name: _____

Word Families










Can you match all the word endings to complete the words?

 d	 b	 v	 p
 j	 s	 p	 b
 b	 g	 m	 h

Name: _____

Gingerbread Sounds




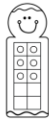





Paste the beginning sound under the matching picture.

Name: _____

Gingerbread COUNTING

Count the dots in the ten frames and write how many.

Name: _____

Sentence Jumble




Oh no! All these sentences are missing their punctuation. Can you help to fix them up?

- the man is in the cab
- she has a pet rat
- we put the can in the bin

Name: _____

Gingerbread SENTENCES



Can you write two gingerbread sentences? Use the pictures and words to get you started.

			
house	gingerbread	gumdrop	cookie

Name: _____

Ending Sounds










Paste the pictures next to their ending sounds.

	t	
	n	

Name: _____

Graphing Gumdrops

Color the gumdrops in the color shown by the signs. Next, count and graph the gumdrops.

Name: _____

Numbers to 10

Paste the numbers in order from 1 to 10.

9 5 2 8 7

Name: _____

Gingerbread Comparison













Count the gumdrops on each house and write how many there are. Then, color the house with the largest number. The first one has been started for you.

		
--	---	---

Name: _____

Roll & Draw Shapes










Roll a die and then draw the shape and color it in. Keep going until the whole table is full.

Name: _____

Syllable Sweets

Count how many syllables each word has and color the sweets to match.

Name: _____

Create a Gingerbread House

Use the pieces to create a gingerbread house.

9 5 2 8 7

Name: _____

Numbers to 20








Fill in the missing numbers to 20.

		
1	2	3
4	5	6
7	8	9
10	11	12
13	14	15
16	17	18
19	20	

Name: _____

Long VOWELS

The gingerbread man has been baking and he needs to sort out the cookies by their long vowel sound. To help him, paste the pictures under their matching vowel.

	a	e	i	o	u
					

Name: _____

Spell and Search




Spell the CVC words and then find them in the word search.

a	t	u	b	g	h
e	v	h	e	n	a
l	i	p	c	r	m
f	s	c	a	d	k
l	o	g	t	b	h

Name: _____

Can you make 10?











Each gingerbread man needs 10 gumdrops. Draw more gumdrops to make a ten and then complete the equation.

		
3 + ___ = 10	5 + ___ = 10	8 + ___ = 10

Name: _____

Match the Letters










Match the letters to the gingerbread men.

				
B	E	H	F	T
				
L	M	A	R	D

Name: _____

Gingerbread ADDITION

Draw gumdrops on the roof to help you answer the addition questions.

		
2 + 1 =	3 + 2 =	1 + 3 =
		
5 + 2 =	3 + 3 =	4 + 1 =
		
6 + 3 =	5 + 5 =	2 + 7 =

Name: _____

Gingerbread ALPHABET

Write the alphabet in order to help the gingerbread get home.

Name: _____

Gingerbread PATTERNS

Use different colors to create the patterns.

AB pattern






ABB pattern

ABC pattern

Name: _____

Skip Count by 10's


Help the gingerbread man escape from the oven by counting by 10's to 100.

	40
	70
	30
	100
	80
	10
	90
	50
	20
	60

Name: _____

Gingerbread SUBTRACTION







Cross out the gumdrops to help you work out the subtraction questions.

		
5 - 2 =		
		
7 - 1 =	4 - 3 =	6 - 4 =
		
9 - 6 =	5 - 4 =	8 - 2 =
		
8 - 4 =	9 - 3 =	3 - 3 =

Name: _____

Gingerbread ALPHABET













Write the alphabet in order to help the gingerbread get home.

Name: _____

Gingerbread SUBTRACTION

Cross out the gumdrops to help you work out the subtraction questions.

		
5 - 2 =		
		
7 - 1 =	4 - 3 =	6 - 4 =
		
9 - 6 =	5 - 4 =	8 - 2 =
		
8 - 4 =	9 - 3 =	3 - 3 =



Beginning Sounds

Students choose a card, say the picture name and then write the beginning sound in the matching gumdrop. There are 18 cards altogether.



Name: _____

Gingerbread Sounds

Write the beginning sound in the matching gumdrop.

1.	6.	11.	
2.	7.	12.	
3.	8.	13.	
4.	9.	14.	
5.	10.	15.	
		18.	



Person, Place, Thing

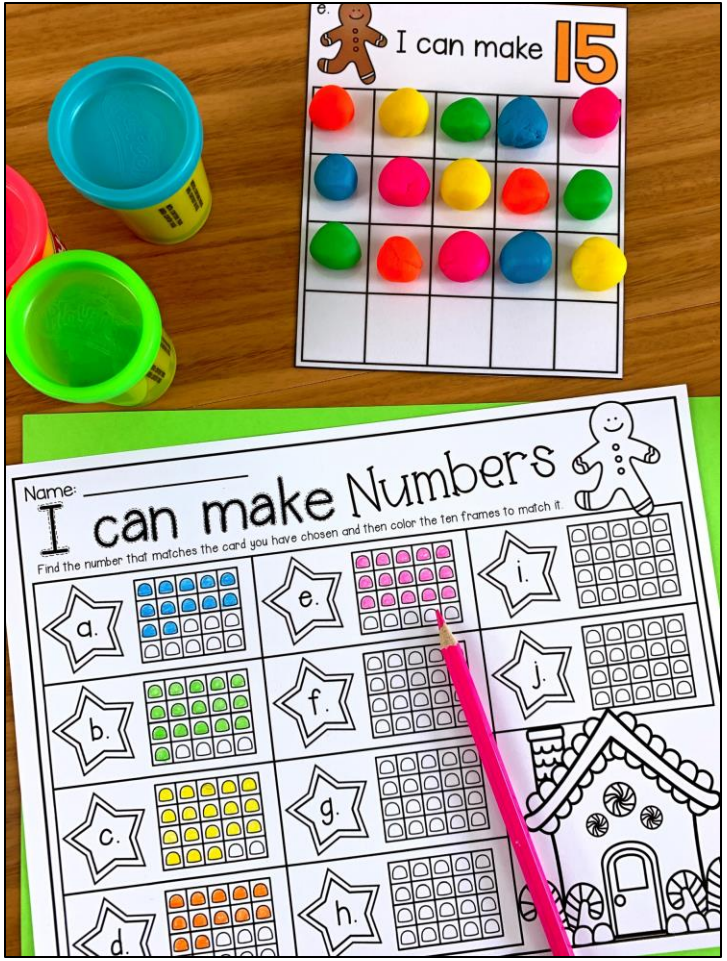
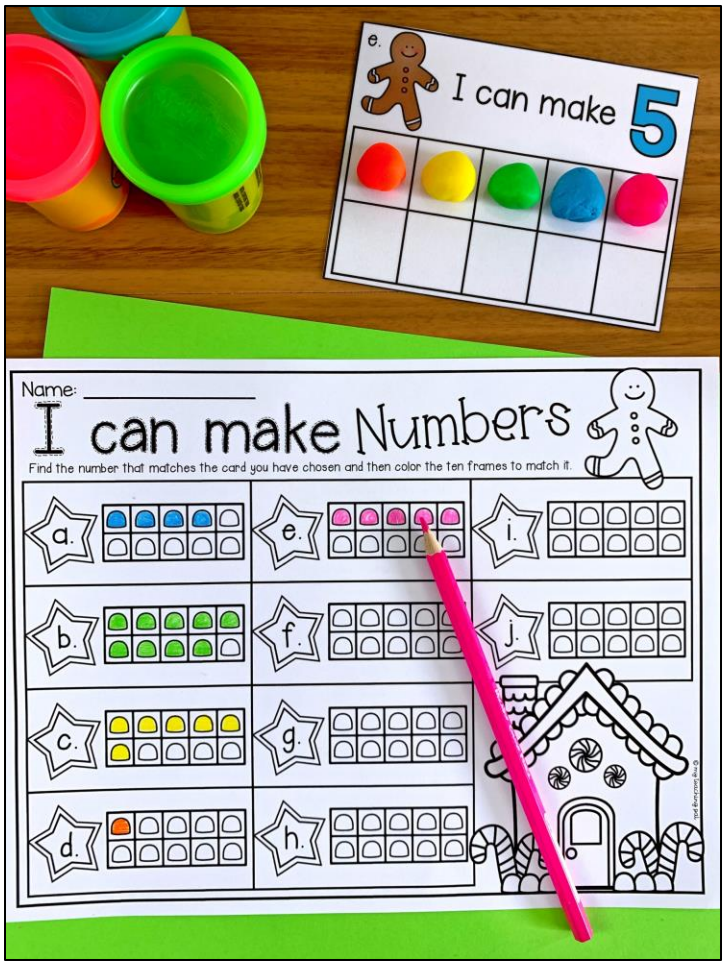


Students sort the words/pictures by whether they are a person, place or thing. Can be used with bowls, cups or other similar containers. A recording sheet is included too.

I can make numbers

Get your students practicing numbers to 20 with this counting activity. Students choose a card, create the number on the ten-frame (using playdough, mini-erasers or other small objects) and then color the ten frames on the sheet to match.

There are 2 options included – numbers 1 to 10 and numbers 11-20.





Addition Mats

This activity has students practicing addition to 10 in a hands on way. Students choose a card and then build the sum using gumdrops. A recording sheet is included for students to write down their answers too.

