



Students practice reading the words first to help them prepare to read

Name: \_\_\_\_\_

**Reading Fluency** -an



<p>1. Read the words</p> <ul style="list-style-type: none"><li>• can</li><li>• man</li><li>• fan</li><li>• pan</li><li>• van</li><li>• ran</li></ul>	<p>2. Read the passage 3 times and highlight the -an words.</p> <p><b>The man can see a van. There is a fan in the van. He can see a pan in the van too. The man ran to see the van.</b></p>
<p>3. Draw a picture.</p>  <p style="text-align: right; font-size: small;">© Ivy Teaching Ltd</p>	

The passage is read 3 times to increase fluency

An opportunity to demonstrate comprehension

24 passages in total

Word  
Work:  
Students practice reading and writing the target words.

Name: \_\_\_\_\_ -an

## Reading Work

Trace & Write

can	can	can	
man	man	man	
fan	fan	fan	
pan	pan	pan	
van	van	van	

Missing Words

**The man can see a**  
 \_\_\_\_\_  
 \_\_\_\_\_.

**The man \_\_\_\_\_ to see the van.**

This section will have students begin getting used to searching the text for written clues.

Great to help develop comprehension

24 passages in total

# Includes passages for:

- ab
- ad
- an
- at
- ag
- ap
- am
- ed
- eg
- en
- et
- it
- id
- ig
- ip
- in
- ot
- ob
- og
- op
- ut
- ub
- ug
- un

Name: \_\_\_\_\_ **-ig**

### Reading Fluency

**-ig Family**


1. Read the words

- pig
- big
- wig
- dig
- jig

2. Read the passage 3 times and highlight the -ig words.

There is a pig.  
The pig is big. The big pig has a wig.  
The big pig can dig in his wig. The big pig can do a jig in his wig.

3. Draw a picture.



Name: \_\_\_\_\_ **-at**

### Reading Work

**Trace & Write**

cat	cat	cat	
bat	bat	bat	
mat	mat	mat	
rat	rat	rat	
at	hat	hat	

**Missing Words**

\_\_\_\_\_ rat is in a hat on a \_\_\_\_\_.

\_\_\_\_\_ cat has a \_\_\_\_\_ on \_\_\_\_\_ at.

Name: \_\_\_\_\_ **-at**

### Reading Fluency

**-at Family**


1. Read the words

- cat
- bat
- mat
- rat
- hat

2. Read the passage 3 times and highlight the -at words.

Look at this rat.  
It is in a hat. The rat is in a hat on a mat. Look at this cat. It has a bat. The cat has a bat on a mat.

3. Draw a picture.



Name: \_\_\_\_\_ **-ig**

### Reading Work

**Trace & Write**

pig	pig	pig	
big	big	big	
wig	wig	wig	
dig	dig	dig	
jig	jig	jig	

**Missing Words**

\_\_\_\_\_ is a \_\_\_\_\_. The \_\_\_\_\_ is big.

The big pig can do a jig \_\_\_\_\_ is \_\_\_\_\_.