











Name: _____

Write the Time









		
:	:	:
		
:	:	:
		
:	:	:

Name: _____


Clock Words

Match the times to the clocks.

Name: _____

Time Words









O'clock	Half Past

Name: _____


Making Time

Draw hands on the clocks to show the time.

		
3:30	7:30	4:30
		
1:30	9:30	10:30

Name: _____

Clock Sort











Half Hour	Quarter Hour

Name: _____

Time to the Half Hour


Match the times to the clocks.

Name: _____

Clock Parts







Match the labels to the clock parts.



Name: _____

Matching Time

Paste the times underneath the matching kid.

Name: _____

Half Hour Time



We know it is time to the half hour when the big hand is on the 6.

Color all the clocks that are set to the half hour.

Draw clock hands to match these times:

			
--	---	---	---

Name: _____


Daylight Savings







On 1st it is daylight savings and all these clocks need to be set an hour forward. Draw hands on the clock to show the new time.

	
5:00	8:00
	
12:00	3:00

Name: _____

Write the Time









		
:	:	:
		
:	:	:

Name: _____


Clock Words

Match the times to the clocks.

Name: _____

Ben's Day



7:00	
9:00	
1:00	

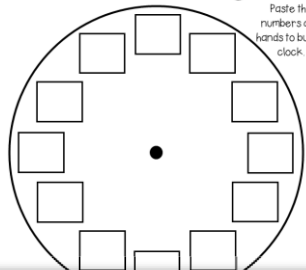
The events show the

- Have dinner
- Go to school
- Wake up
- Have lunch
- Finish

Name: _____

Build a Clock

Paste the numbers and hands to build a clock.





Name: _____

School Day

Read the story and fill in the clocks.





Amy woke up at 7:00. She got ready for school and got onto the bus. At 9:00 the school bell rang. At 1:00 she had lunch and played with her friends. She finished school at 3:00. Amy did her homework at 5:00 and ate dinner at 6:00. Finally, she went to bed.

Woke up	School bell rang	Had lunch
		

Name: _____

Making Time

Draw hands on the clocks to show the time.

			
9:45	3:15	8:15	6:45

Name: _____

What Time Is It?











Josh had a nap at 2:00. He woke up 3 hours later. What time did Josh wake up?	I went for a bike ride at 5:00. I arrived home 2 hours later. What time did I arrive home?
We put a cake in the oven at 8:00. It was ready 1 hour later. What time was the cake ready?	My sister went to the mall at 11:00. She got home 5 hours later. What time did she get home?

Name: _____

Read and Set

Fill in the missing times and draw hands on the clocks.

	:		
3:00	:	9:00	
	:		
:	5:00	:	
	:		
10:00	:	2:00	4:00



Name: _____

When Do You?












Morning	Afternoon	Evening

			
Eat lunch	Finish school	Eat breakfast	Wake up
			
Go to bed	Go to school	Eat dinner	See the moon

Name: _____

Time to Roll

Roll 2 die, add the numbers and draw the time.

Name: _____

Clock Sort

Hour

Half Hour

Name: _____

Quarter Past Time



We know it is quarter past when the big hand is on the 3.

Color all the clocks that are set to quarter past:









Name: _____

Making Time

Draw hands on the clocks to show the time.









Name: _____


Set the Clock


Draw hands on the clocks to show the time.



3:00


2:30


8:00



12:30



4:00



3:30


Name: _____


Write the Time






:



:



:



:


:


:


:



:


:

Name: _____

Making Watches


Cut out all the pieces. Choose a time and display it on the analogue clock and digital watch.





Name: _____


Time to the Hour


Match the times to the clocks.



[]



[]



[]


[]


[]



[]


[]


[]

Name: _____

Time Words






Quarter Past

Quarter To

Name: _____

Making Time


Draw hands on the clocks to show the time.







Name: _____


Quarter To Time


Match the times to the clocks.



[]



[]



[]


[]


[]


[]


[]


[]


Name: _____


Hours and Minutes


Decide whether each thing takes an hour or a minute to do. Paste it in the matching box.


An Hour


A Minute



Tie a shoelace


Go on a bike ride


Eat a strawberry


Watch a movie



Cook dinner



Brush your teeth


Name: _____


Clock Madness


Color all the clocks that show time to the hour.




















Name: _____

What Time Is It?

Pam has to be at the beach at 3:00. It takes 1 hour to get there. What time should she leave?

It takes us 3 hours to get to our farm. We have to be there at 9:00. What time should we leave?

Ben took the roast out of the oven at 5:00. It was in the oven for 2 hours. What time did Ben put the roast in the oven?

Sally got home from work at 10:00. She worked for 5 hours. What time did Sally start work?

Name: _____

AM or PM

Color the box that shows when each event happens.


The sun rises
AM PM


I go to sleep
AM PM


I have breakfast
AM PM

Name: _____

Quarter To Time



We know it is quarter to when the big hand is on the 9.


Color all the clocks that are set to quarter to:









Name: _____


Write the Time






:



:



:



:


:


:


:


:



:


Name: _____


Farm Day


Read the story and fill in the clocks.


Sam and his family left their home at 7:30. They arrived at the farm at 9:00. At 9:30 they saw some cows and at 10:30 they fed some chickens. Next, they had some lunch. Finally, they left the farm at 2:00. They arrived home at 3:30.


Left home


Arrived at farm


Saw cows


Fed chickens



Left the farm



Arrived home



Name: _____


Time Match

Paste the times in the matching row.









2 o'clock

3 o'clock

6 o'clock

8 o'clock

11 o'clock

2:00

3:00


6:00

8:00

11:00





Name: _____

Hour Time





We know it is time to the hour when the big hand is on the 12.


Color all the clocks that are set to the hour:

Draw clock hands to match these times:


5:00



2:00



10:00


Name: _____


Making Time


Draw hands on the clocks to show the time.



6:15



2:15



10:15



8:15


1:15


12:15


3:15


7:15


9:15

Name: _____

Clock Words

Match the times to the clocks.

quarter past 4	quarter past 7	half past 1
half past 4	half past 7	half past 1

Name: _____

Read and Set

Fill in the missing times and draw hands on the clocks.

4:30 : 6:15

: 8:15 : :

Name: _____

Making Time

Draw hands on the clocks to show the time.

4:00 8:00 1:00

10:00 6:00 5:00

Name: _____

Quarter Past Time

Match the times to the clocks.

1:15	8:15	4:15	12:15
5:30	2:15	5:15	

FIRST GRADE

Time Worksheets



Name: _____

Clock Sort

Hour Half Hour

Name: _____

Matching Time

Paste the times underneath the matching kid.

3 o'clock half past 1 9 o'clock

Name: _____

Time to the Hour

Match the times to the clocks.

6:00 10:00 4:00 2:00

7:00 12:00 1:00

Name: _____

Set the Clock

Draw hands on the clocks to show the time.

3:00 2:30 8:00

12:30 3:30

**WORKSHEET
PACK**