







6 Template Options







Name: _____

Directed Drawing ou

1. 	2. 	3. 
4. 	5. 	6. 







Name: _____

Directed Drawing ou

1. 	 mouse
2. 	
3. 	
4. 	
5. 	







Name: _____

Directed Drawing ou

1. 	 mouse
2. 	
3. 	
4. 	
5. 	








Name: _____

Directed Drawing ou

1. 	2. 
3. 	4. 
5. 	6. 

Name: _____








Directed Drawing ou

1. 	2. 	 mouse
3. 	4. 	
5. 	6. 	

ou ou ou ou ou ou

Name: _____

Directed Drawing ou

1. 	2. 	 mouse
3. 	4. 	
5. 	6. 	

6 Step Drawings

This image displays a collection of 12 "Directed Drawing" worksheets, each featuring a 6-step sequence of simple line drawings to guide a child's drawing process. Each worksheet includes a "Name:" field and a large blank area for the final drawing. The objects being drawn are: saw, mouse, stew, coin, book, launch, pool, and boy. The worksheets are arranged in an overlapping, fan-like pattern.

Worksheet 1: Directed Drawing (ai)
1. Circle
2. Circle with center dot
3. Circle with center dot and vertical line
4. Circle with center dot and vertical line, plus horizontal lines
5. Circle with center dot and vertical line, plus horizontal lines and curved lines
6. Circle with center dot and vertical line, plus horizontal lines and curved lines, plus a small circle at the bottom
Name: _____
saw

Worksheet 2: Directed Drawing (aw)
1. Circle
2. Circle with a small circle inside
3. Circle with a small circle inside and a vertical line
4. Circle with a small circle inside and a vertical line, plus a horizontal line
5. Circle with a small circle inside and a vertical line, plus a horizontal line and a small circle
6. Circle with a small circle inside and a vertical line, plus a horizontal line and a small circle, plus a tail
Name: _____
mouse

Worksheet 3: Directed Drawing (e)
1. Circle
2. Circle with a vertical line through the center
3. Circle with a vertical line through the center and a horizontal line
4. Circle with a vertical line through the center and a horizontal line, plus a small circle
5. Circle with a vertical line through the center and a horizontal line, plus a small circle and a steam line
6. Circle with a vertical line through the center and a horizontal line, plus a small circle and a steam line, plus a lid
Name: _____
stew

Worksheet 4: Directed Drawing (oi)
1. Circle
2. Circle with a vertical line through the center
3. Circle with a vertical line through the center and a horizontal line
4. Circle with a vertical line through the center and a horizontal line, plus a small circle
5. Circle with a vertical line through the center and a horizontal line, plus a small circle and a dollar sign
6. Circle with a vertical line through the center and a horizontal line, plus a small circle and a dollar sign, plus a rim
Name: _____
coin

Worksheet 5: Directed Drawing (ou)
1. Circle
2. Circle with a vertical line through the center
3. Circle with a vertical line through the center and a horizontal line
4. Circle with a vertical line through the center and a horizontal line, plus a small circle
5. Circle with a vertical line through the center and a horizontal line, plus a small circle and a dollar sign
6. Circle with a vertical line through the center and a horizontal line, plus a small circle and a dollar sign, plus a rim
Name: _____

Worksheet 6: Directed Drawing (oy)
1. Circle
2. Circle with a vertical line through the center
3. Circle with a vertical line through the center and a horizontal line
4. Circle with a vertical line through the center and a horizontal line, plus a small circle
5. Circle with a vertical line through the center and a horizontal line, plus a small circle and a dollar sign
6. Circle with a vertical line through the center and a horizontal line, plus a small circle and a dollar sign, plus a rim
Name: _____
book

Worksheet 7: Directed Drawing (au)
1. Circle
2. Circle with a vertical line through the center
3. Circle with a vertical line through the center and a horizontal line
4. Circle with a vertical line through the center and a horizontal line, plus a small circle
5. Circle with a vertical line through the center and a horizontal line, plus a small circle and a dollar sign
6. Circle with a vertical line through the center and a horizontal line, plus a small circle and a dollar sign, plus a rim
Name: _____

Worksheet 8: Directed Drawing (ou)
1. Circle
2. Circle with a vertical line through the center
3. Circle with a vertical line through the center and a horizontal line
4. Circle with a vertical line through the center and a horizontal line, plus a small circle
5. Circle with a vertical line through the center and a horizontal line, plus a small circle and a dollar sign
6. Circle with a vertical line through the center and a horizontal line, plus a small circle and a dollar sign, plus a rim
Name: _____

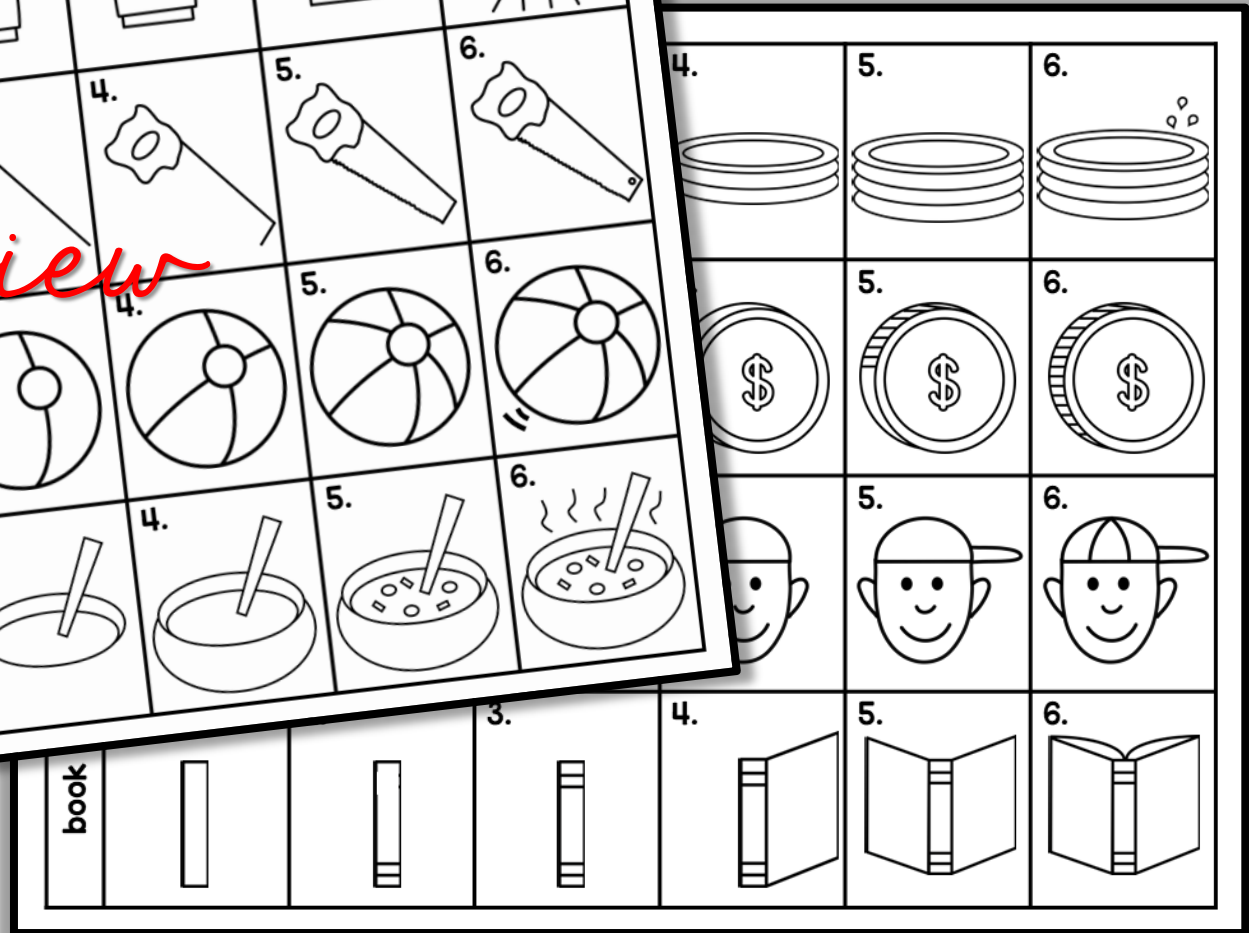

Worksheet 9: Directed Drawing (oi)
1. Circle
2. Circle with a vertical line through the center
3. Circle with a vertical line through the center and a horizontal line
4. Circle with a vertical line through the center and a horizontal line, plus a small circle
5. Circle with a vertical line through the center and a horizontal line, plus a small circle and a dollar sign
6. Circle with a vertical line through the center and a horizontal line, plus a small circle and a dollar sign, plus a rim
Name: _____

Worksheet 10: Directed Drawing (ou)
1. Circle
2. Circle with a vertical line through the center
3. Circle with a vertical line through the center and a horizontal line
4. Circle with a vertical line through the center and a horizontal line, plus a small circle
5. Circle with a vertical line through the center and a horizontal line, plus a small circle and a dollar sign
6. Circle with a vertical line through the center and a horizontal line, plus a small circle and a dollar sign, plus a rim
Name: _____

Worksheet 11: Directed Drawing (oo)
1. Circle
2. Circle with a vertical line through the center
3. Circle with a vertical line through the center and a horizontal line
4. Circle with a vertical line through the center and a horizontal line, plus a small circle
5. Circle with a vertical line through the center and a horizontal line, plus a small circle and a dollar sign
6. Circle with a vertical line through the center and a horizontal line, plus a small circle and a dollar sign, plus a rim
Name: _____
pool

Worksheet 12: Directed Drawing (oy)
1. Circle
2. Circle with a vertical line through the center
3. Circle with a vertical line through the center and a horizontal line
4. Circle with a vertical line through the center and a horizontal line, plus a small circle
5. Circle with a vertical line through the center and a horizontal line, plus a small circle and a dollar sign
6. Circle with a vertical line through the center and a horizontal line, plus a small circle and a dollar sign, plus a rim
Name: _____
boy

Bonus Strips Included



List of Drawings

(au)- launch

(ew)- stew

(aw)- saw

(oo)- book

(al)- ball

(ou)- mouse

(oi)- coin

(ow)- owl

(oy)- boy


(oo)- pool

Simple Drawings

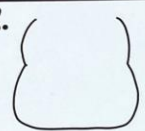






Name: _____ **ow**

Directed Drawing




owl

1. ()
2. 
3. 
4. 
5. 
6. 







The owl has large round eyes. It likes to hunt for food at nighttime.

Name: _____ **ou**

Directed Drawing



mouse

1. 
2. 
3. 
4. 
5. 
6. 

The little mouse is cute and has a long, curly tail. He likes to hide in the house.

© My Teaching Pal

Book Covers Included

