

# 4 CENTERS

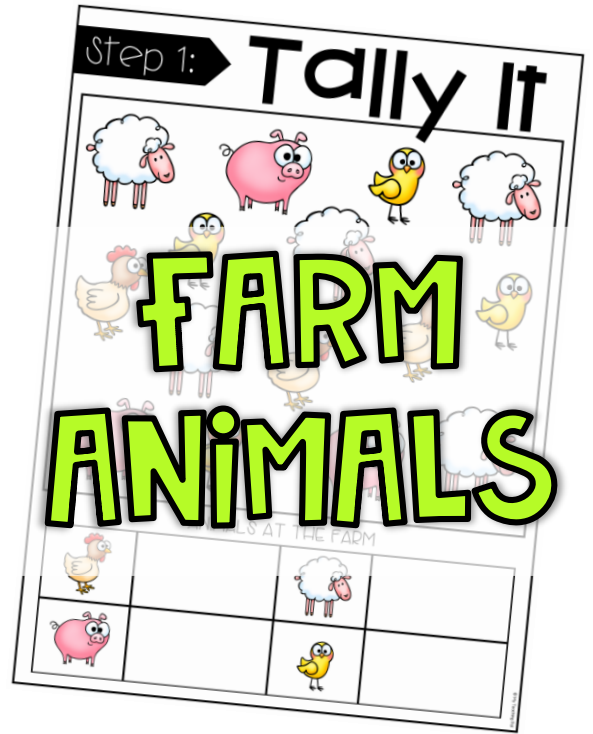
Step 1: Tally It














FAVORITE DESSERT


Step 1: Tally It













FARM ANIMALS

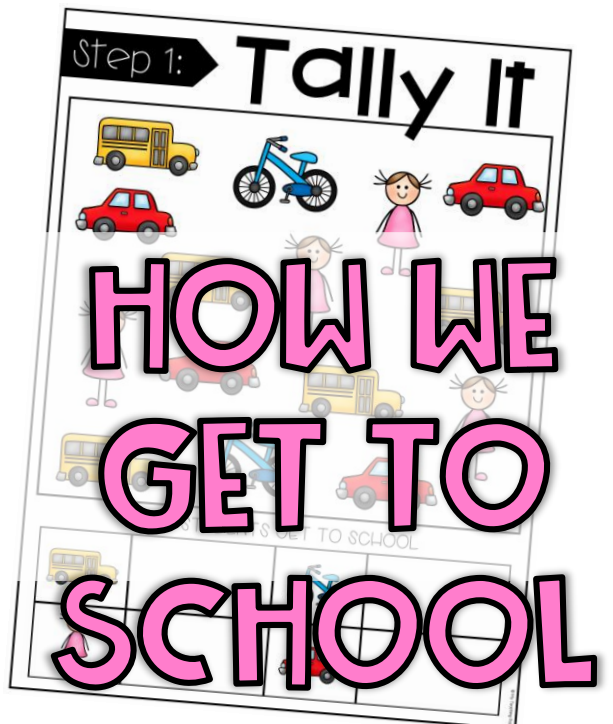
Step 1: Tally It
















OCEAN ANIMALS

Step 1: Tally It



HOW WE GET TO SCHOOL

# STEP ONE

count and tally

Step 1: Tally It

FAVORITE DESSERT			


























# STEP TWO


read and graph

Step 2: **Graph It**

FAVORITE DESSERT

cupcakes  cookies  ice-cream 







# STEP THREE

interpret

Step 3: **read It**

Write The Totals:

	<input type="text"/>		<input type="text"/>
	<input type="text"/>		<input type="text"/>

What was the most popular dessert?	How many people liked ice-cream?
How many more people liked cupcakes than cookies?	How many people liked pie and cookies?

