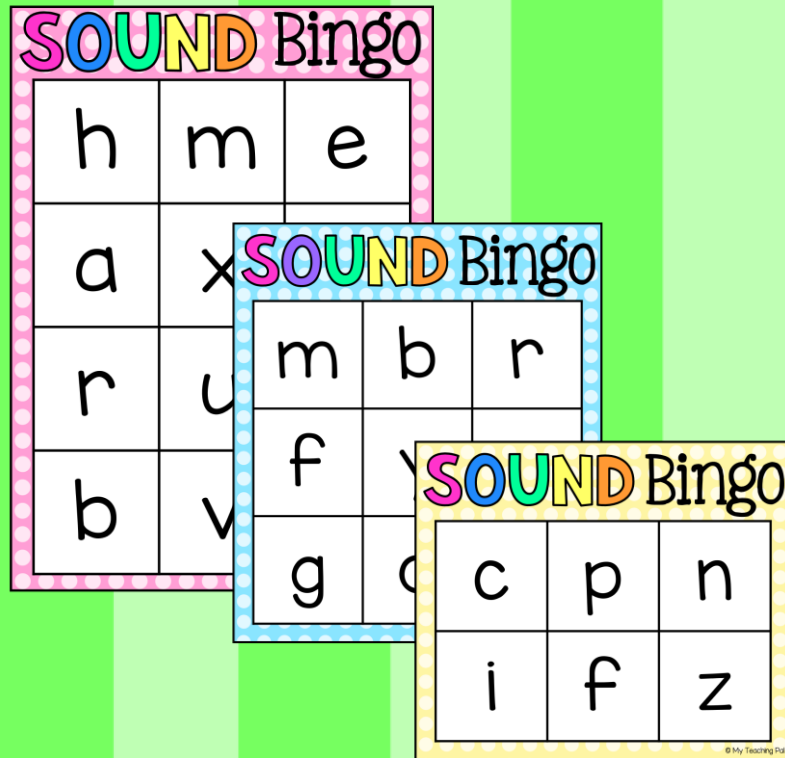
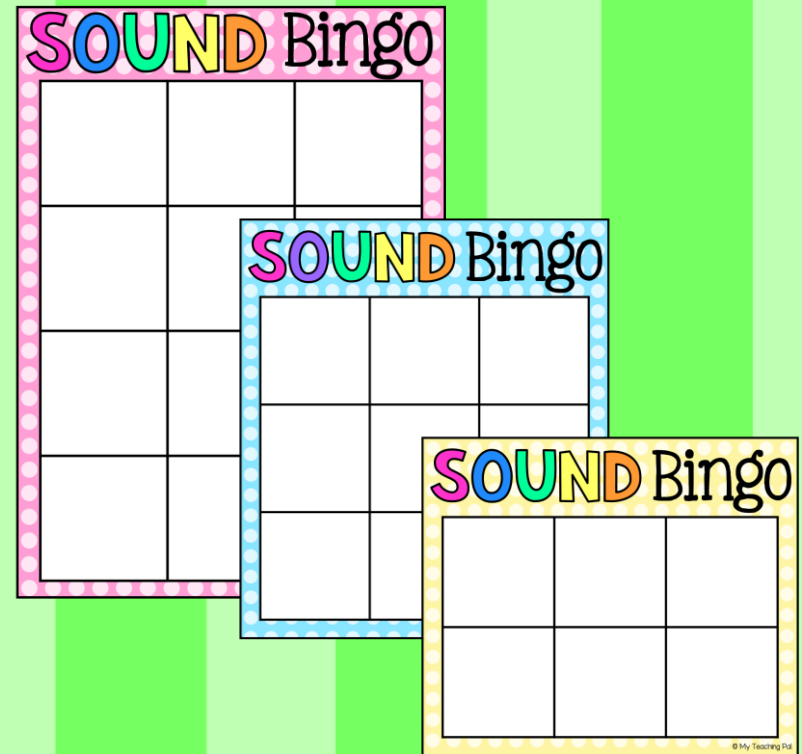


STEP 1: Students choose a mat.




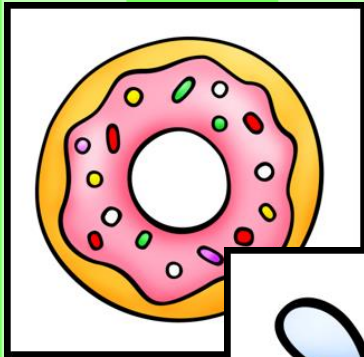
Includes 3 different size mats.
There are 7 different mats in
each size.



Includes blank mats in each
color too!



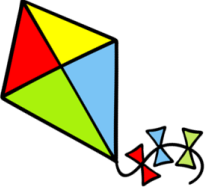


STEP 2:

Students pick out a picture card from a bag and if they can say the beginning sound and if the letter is on their mat, they place the picture card down onto their mat. If not, it goes back in the bag and it is the next player's turn.



102 picture cards included!!

SOUND Bingo





m		r
		a
	o	

© My Teaching Pal

STEP 3:

The game continues until one of the players fills their entire mat with pictures and calls out BINGO!

SOUND Bingo






		
		
		

© My Teaching Pal

BINGO!





REAL LIFE SNAP!



SOUND Bingo			SOUND Bingo		
m			n	e	z
f	y	a	a		i
	o			d	v

© My Teaching Pal

© My Teaching Pal

					
-------------------------------------------------------------------------------------	-------------------------------------------------------------------------------------	-------------------------------------------------------------------------------------	---------------------------------------------------------------------------------------	---------------------------------------------------------------------------------------	---------------------------------------------------------------------------------------