








108 Directed Drawings

Name: _____ **a**

Directed Drawing

- 
- 
- 
- 
- 
- 









apple


I like to eat red apples.

I like them more than green apples. Mom likes green apples more.

Name: _____ **b**

Directed Drawing

- 
- 
- 
- 
- 
- 










bear

The bear likes to eat honey and it lives in a forest.

Name: _____ **d**

Directed Drawing

- 
- 
- 
- 
- 
- 










dinosaur

I see a green dinosaur in the forest. It has green spots on its back and a spiky neck.

Name: _____ **e**

Directed Drawing

- 
- 
- 
- 
- 
- 










elephant

The elephant has big, floppy ears and a long trunk. He likes to eat peanuts.

Name: _____ **um**

Directed Drawing

- 
- 
- 
- 
- 
- 










gum

The gum machine has lots of gum in it. I like to eat blue gum.

Name: _____ **ck**

Directed Drawing

- 
- 
- 
- 
- 
- 










duck

This duck lives in a pond at a park. He eats bits of bread that he finds.

Name: _____ **at**

Directed Drawing

- 
- 
- 
- 
- 
- 










cat

The little cat has a pink tongue. It has orange fur and long whiskers.

Name: _____ **ir**

Directed Drawing

- 
- 
- 
- 
- 
- 



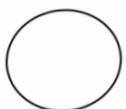





bird

The blue bird can fly. It likes to dig in the dirt to look for worms.

6 Template Options






Name: _____

Directed Drawing

1. 	2. 	3. 
4. 	5. 	6. 

Name: _____






Directed Drawing

1. 
2. 
3. 
4. 
5. 

bear

Name: _____







Directed Drawing

1. 
2. 
3. 
4. 
5. 

bear

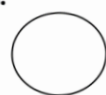





Name: _____

Directed Drawing

1. 	2. 
3. 	4. 
5. 	6. 

Name: _____

Directed Drawing







1. 	2. 
3. 	4. 
5. 	6. 

bear

B B B B b b b b



Name: _____

Directed Drawing


1. 	2. 
3. 	4. 
5. 	6. 


bear


Bonus Strips Included





26 Alphabet Drawings


1. 

2. 

3. 


4. 

5. 

6. 


Name: _____ **k**


Directed Drawing





koala


We saw a koala when
we went to the zoo.
It was sitting in a tree
eating leaves.


1. 

2. 

3. 


4. 

5. 

6. 

Name: _____ **d**

Directed Drawing



dinosaur

I see a green dinosaur
in the forest. It has green
spots on its back and a
spiky neck.

© My Teaching Pal

26 Alphabet Drawings







This image displays a collection of 26 "Directed Drawing" worksheets, each designed to teach a specific letter through a step-by-step drawing process. Each worksheet includes a grid of numbered steps (1-6) showing the progression from a simple shape to a recognizable object, followed by a large blank area for independent practice and a set of handwriting lines.


- Worksheet 1 (P):** Directed Drawing. Steps 1-6 show the construction of the letter 'P'. Includes a large blank area and a row of dashed 'P's for tracing.
- Worksheet 2 (U):** Directed Drawing. Steps 1-4 show the construction of an umbrella. Includes a large blank area and the word "umbrella" at the bottom.
- Worksheet 3 (T):** Directed Drawing. Steps 1-5 show the construction of a turtle. Includes a large blank area and the word "turtle" at the bottom.
- Worksheet 4 (L):** Directed Drawing. Steps 1-6 show the construction of a lion's face. Includes a large blank area and the word "lion" at the bottom.
- Worksheet 5 (C):** Directed Drawing. Steps 1-6 show the construction of a cupcake. Includes a large blank area and the word "cupcake" at the bottom.
- Worksheet 6 (K):** Directed Drawing. Steps 1-6 show the construction of a bear's face. Includes a large blank area and the word "bear" at the bottom.
- Worksheet 7 (A):** Directed Drawing. Steps 1-6 show the construction of an igloo. Includes a large blank area and the word "igloo" at the bottom.
- Worksheet 8 (S):** Directed Drawing. Steps 1-6 show the construction of a sock. Includes a large blank area and the word "sock" at the bottom.
- Worksheet 9 (H):** Directed Drawing. Steps 1-6 show the construction of a house. Includes a large blank area and the word "house" at the bottom.
- Worksheet 10 (D):** Directed Drawing. Steps 1-6 show the construction of a dinosaur. Includes a large blank area and the word "dinosaur" at the bottom.
- Worksheet 11 (M):** Directed Drawing. Steps 1-6 show the construction of a monster. Includes a large blank area and the word "monster" at the bottom.
- Worksheet 12 (E):** Directed Drawing. Steps 1-6 show the construction of an elephant. Includes a large blank area and the word "elephant" at the bottom.
- Worksheet 13 (R):** Directed Drawing. Steps 1-6 show the construction of a rainbow. Includes a large blank area and the word "rainbow" at the bottom.

24 CVC Drawings

Name: _____ at

Directed Drawing

1. 
2. 
3. 
4. 
5. 
6. 










cat

The little cat has a pink tongue. It has orange fur and long whiskers.

Name: _____ um

Directed Drawing

1. 
2. 
3. 
4. 
5. 
6. 



gum



The gum machine has lots of gum in it. I like to eat blue gum.



© My Teaching Pal



24 CVC Drawings

Name: _____

Directed Drawing

1.  2. 




3.  4. 




5.  6. 

jam

Name: _____






Directed Drawing

1.  2.  3. 

4.  5.  6. 

Name: _____



Directed Drawing



1.  2.  3.  4.  5. 



hen

Name: _____

Directed Drawing

1.  2. 



3.  4. 



5.  6. 



leg

Name: _____

Directed Drawing



1.  2. 



3.  4. 



5.  6. 

Name: _____

Directed Drawing






1.  2. 

3.  4. 

5.  6. 

Name: _____







Directed Drawing

1.  2.  3.  4.  5. 

bu







Name: _____

Directed Drawing

1.  2.  3.  4.  5.  6. 

Name: _____







Directed Drawing

1.  2.  3.  4.  5.  6. 

sun







Name: _____

Directed Drawing

1.  2.  3.  4.  5.  6. 

Name: _____

Directed Drawing

1.  2.  3.  4.  5.  6. 

bed

Name: _____

Directed Drawing

1.  2. 

3.  4. 



5.  6. 



gum



um um um um um

Name: _____

Directed Drawing

1.  2. 

3.  4. 

5.  6. 

pot

23 Digraph & Other Drawings



Name: _____ **sh**

Directed Drawing

-
-
-
-
-
-

fish

The colorful fish
swims in the sea. He
must swim fast so
he is safe from sharks.

© My Teaching Pal

Name: _____ **ck**

Directed Drawing

-
-
-
-
-
-

duck

This duck lives in
a pond at a park.
He eats bits of
bread that he finds.

© My Teaching Pal

23 Digraph & Other Drawings

Name: _____

Directed Drawing ch

1.	2.
3.	4.
5.	6.

batch

tch tch tch tch

Name: _____

Directed Drawing mb

1.
2.
3.
4.

lamb

Name: _____

Directed Drawing th

1.
2.
3.
4.
5.

bath

Name: _____

Directed Drawing

1.	2.
3.	4.
5.	6.

king

Name: _____

Directed Drawing

1.	2.
3.	4.
5.	6.

Name: _____

Directed Drawing th

1.	2.
3.	4.
5.	6.

feather

Name: _____

Directed Drawing

2.	3.
5.	6.

Name: _____

Directed Drawing

1.	2.
3.	4.
5.	6.

Name: _____

Directed Drawing ch

1.
2.
3.
4.
5.
6.

chest

Name: _____

Directed Drawing sh

1.	2.	3.
4.	5.	6.

Name: _____

Directed Drawing ck

1.
2.
3.
4.
5.
6.

duck

Name: _____

Directed Drawing sh

1.	2.
3.	4.
5.	6.

fish

sh sh sh sh sh sh

Name: _____

Directed Drawing ll


1.	2.
3.	4.
5.	6.


well


16 Long Vowel Drawings


Name: _____ ee


Directed Drawing


1. 


2. 

3. 

4. 

5. 

6. 





bee


The bee lives in a
hive. It makes honey
in the hive. I love to
eat honey.


Name: _____ a.e


Directed Drawing


1. 


2. 

3. 

4. 

5. 

6. 



cake

The birthday cake is
pink and it has three
candles on it. It
looks yummy.

© My Teaching Pal

16 Long Vowel Drawings

Name: _____

Directed Drawing

ie

1.	2.
3.	4.
5.	6.

ie ie ie ie ie ie

Name: _____

Directed Drawing

oo

1.	
2.	
3.	
4.	

fly robe

Name: _____

Directed Drawing

oo

1.	
2.	
3.	
4.	
5.	

moon

Name: _____

Directed Drawing

ig

1.	2.
3.	4.
5.	6.

light

Name: _____

Directed Drawing

ue

1.	2.
3.	4.
5.	6.

Name: _____

Directed Drawing

ue

1.	2.
3.	4.
5.	6.

Name: _____

Directed Drawing

oo

1.	2.	3.
4.	5.	6.

Name: _____

Directed Drawing

oo

1.	
2.	
3.	
4.	
5.	
6.	

Name: _____

Directed Drawing

oo

1.	
2.	
3.	
4.	
5.	
6.	

baby

Name: _____

Directed Drawing

oo

1.	2.	3.
4.	5.	6.

Name: _____

Directed Drawing

ee

1.	
2.	
3.	
4.	
5.	
6.	

bee

Name: _____

Directed Drawing

ow

1.	2.
3.	4.
5.	6.

bow

OW OW OW OW OW

Name: _____

Directed Drawing

ea

1.	2.
3.	4.
5.	6.


tea

8 R-Controlled Vowel Drawings

Name: _____ **ir**

Directed Drawing

-
-
-
-
-
-




bird

The blue bird can fly. It likes to dig in the dirt to look for worms.

Name: _____ **ur**

Directed Drawing

-
-
-
-
-
-



purse

I like this purse because it has a pink heart on it. The purse is yellow and pretty.

8 R-Controlled Vowel Drawings

Name: _____

Directed Drawing

air

1.	2.
3.	4.
5.	6.

chair

air air air air air

Name: _____

Directed Drawing

ore

1.
2.
3.
4.
5.
6.

store

Name: _____

Directed Drawing

horn

1.
2.
3.
4.
5.

Name: _____

Directed Drawing

are

1.	2.
3.	4.
5.	6.

rare

Name: _____

Directed Drawing

ur

1.	2.
3.	4.
5.	6.

purse

Name: _____

Directed Drawing

ir

1.	2.
3.	4.

Name: _____

Directed Drawing

ore

1.	2.	3.
4.	5.	6.

Name: _____

Directed Drawing

er

1.
2.
3.
4.
5.
6.

Name: _____

Directed Drawing

ur

1.	2.
3.	4.
5.	6.

purse

Name: _____

Directed Drawing

er

1.	2.	3.
4.	5.	6.

Name: _____

Directed Drawing

ir

1.	2.
3.	4.
5.	6.

bird

Name: _____

Directed Drawing

ir

1.	2.
3.	4.
5.	6.

bird

ir ir ir ir ir ir

Name: _____


Directed Drawing

ore

1.	2.
3.	4.
5.	6.


store

10 Diphthong Drawings




Name: _____ **ow**

Directed Drawing




owl

1. ()
2. 
3. 
4. 
5. 
6. 







The owl has large round eyes. It likes to hunt for food at nighttime.

Name: _____ **ou**

Directed Drawing



mouse

1. 
2. 
3. 
4. 
5. 
6. 



The little mouse is cute and has a long, curly tail. He likes to hide in the house.



© My Teaching Pal



10 Diphthong Drawings

Name: _____

Directed Drawing



1.  2. 



3.  4. 

5.  6. 

Name: _____

Directed Drawing



1.  2. 



3.  4. 


saw

Name: _____

Directed Drawing

1.  2. 



3.  4. 



5. 



mouse

Name: _____

Directed Drawing

1.  2. 



3.  4. 



5.  6. 



stew

Name: _____

Directed Drawing



1.  2. 



3.  4. 



5.  6. 

Name: _____

Directed Drawing

1.  2. 



3.  4. 



5.  6. 



coin

Name: _____

Directed Drawing



1.  2. 



3.  4. 



5.  6. 

Name: _____

Directed Drawing



1.  2. 



3.  4. 



5.  6. 

Name: _____

Directed Drawing

1.  2. 




3.  4. 




5.  6. 

book

Name: _____



Directed Drawing



1.  2.  3. 



4.  5.  6. 

Name: _____

Directed Drawing

1.  2. 



3.  4. 



5.  6. 



launch

Name: _____

Directed Drawing

1.  2. 



3.  4. 



5.  6. 



pool

Name: _____

Directed Drawing

1.  2. 

3.  4. 

5.  6. 

boy

Alphabet Drawings

A- apple

J- jellyfish

S- sock

B- bear

K- koala

T- turtle

C- cupcake

L- lion

U- umbrella

D- dinosaur

M- monster

V- volcano

E- elephant

N- nest

W- watermelon

F- flower

O- octopus

X- x-ray

G- guitar

P- penguin

Y- yo-yo

H- house

Q- queen

Z- zebra

CVC Drawings

(an)- fan

(en)- hen

(ob)- cob

(at)- cat

(et)- jet

(og)- dog

(ag)- bag

(it)- kit

(op)- mop

(ap)- map

(id)- kid

(ut)- hut

(ad)- mad

(ig)- pig

(ub)- sub

(am)- jam

(ip)- lip

(ug)- bug

(ed)- bed

(in)- tin

(um)- gum

(eg)- peg

(ot)- pot

(un)- sun

Digraph & Other Drawings

(sh)- ship

(wh)- whale

(tch)- hatch

(sh)- fish

(qu)- quilt

(dge)- fridge

(ch)- chest

(wr)- wrench

(ss)- dress

(ch)- lunch

(kn)- knob

(ll)- well

(th)- thorn

(ph)- phone

(ff)- cliff

(th)- bath

(ng)- king

(zz)- puzzle

(th)- feather

(mb)- lamb

(ck)- duck

(nk)- tank

Long Vowel Drawings

(a_e)- cake

(ie)- pie

(ue)- glue

(ai)- snail

(y)- fly

(ay)- hay

(o_e)- robe

(ee)- bee

(oa)- boat

(ea)- tea

(ow)- bow

(y)- baby

(u_e)- cube

(i_e)- kite

(ew)- brew

(igh)- light

(oo)- moon

R-Controlled Vowel Drawings

(air)- chair

(ore)- store

(are)- rare

(oar)- boar

(er)- fern

(ar)- car

(ir)- bird

(ur)- purse

(or)- horn

Diphthong Drawings

(au)- launch

(ew)- stew

(aw)- saw

(oo)- book

(al)- ball

(ou)- mouse

(oi)- coin

(ow)- owl

(oy)- boy

(oo)- pool

Book Covers Included

