

Lower Grades

# Reading Goals

This pack includes:

- 28 different reading goal cards
- 6 wall chart variations



# Goal Cards




My goal is to  
Use the pictures to help me read



My goal is to  
Match my finger to each word



My goal is to  
Pause at full-stops




My goal is to  
Read exclamation marks correctly



My goal is to  
Use the first sound to predict a word.




My goal is to  
Break up big words into smaller words



My goal is to  
Stretch out the sounds in words



My goal is to  
Read digraphs and blends in words




My goal is to  
Read my sight words




My goal is to  
Split words into syllables



My goal is to  
Retell a story from start to finish



My goal is to  
Read the beginning sounds of words



My goal is to  
Read from left to right



My goal is to  
Use a dictionary to find out word



My goal is to  
Self-correct when I read




My goal is to  
Re-read if I do not understand



My goal is to  
Read faster



My goal is to  
Read fluently



My goal is to  
Read independently



My goal is to  
Predict what will happen next in a story




My goal is to  
Read with expression




My goal is to  
Make inferences about a text



My goal is to  
Express how I feel about a story




My goal is to  
Find out the meaning of words I don't know



My goal is to  
Read punctuation marks correctly



My goal is to  
Answer questions about what I read



My goal is to  
Talk about the characters and their feelings



My goal is to  
Follow along during guided reading



# Wall Charts

My Learning Goals

My Literacy Goals

My Reading Goals

Photo


Name: \_\_\_\_\_

My Learning Goals

My Literacy Goals

My Reading Goals


Name: \_\_\_\_\_



## How to Use:

These goal cards can be used in a number of ways.

1) The goal chart can be laminated and displayed along with a photo of the student. There are various goal charts to choose from. The student's goals are attached to the goal chart using Velcro dots or blue tack. It is important to note that these goals should be chosen jointly with students to provide a sense of ownership. Students can unfasten the goal cards and take them with them during reading activities. They can then be reattached to the chart at the end of the lesson. Alternatively, if you do not wish to use the goal chart then the cards can be kept elsewhere.





## How to Use:

2) Before students begin a reading activity, provide each student with 1 or 2 goal cards which are in line with their learning needs. They must check and re-check that they have achieved the learning goal. The goal cards can be returned to you at the end of the lesson.

